

**NORTON**

SAINT-GOBAIN®

**EXPERT**

ABRASIVE SOLUTIONS

DIY &  
HARDWARE

2019

Reshaping  
your  
world.



  
SAINT-GOBAIN

The Norton logo consists of the word "NORTON" in a bold, white, italicized sans-serif font, set against a blue parallelogram background that is tilted to the right. The background of the entire advertisement is a dark blue space scene with a view of Earth's horizon and a few stars.

**NORTON**

SAINT-GOBAIN

## **RESHAPING YOUR WORLD WITH...**

WORLDWIDE MARKET LEADERSHIP

WORLD CLASS PRODUCT INNOVATIONS

CUTTING EDGE TECHNOLOGIES

A COMPLETE RANGE OF STOCK PRODUCTS

THE WIDEST SPECTRUM OF PRODUCT QUALITY

MADE-TO-ORDER SOLUTIONS

A decorative graphic on the right side of the page, consisting of several parallel white lines that curve from the bottom right towards the top right, creating a sense of motion and depth.



Reshaping  
your  
world.®

## INTRODUCTION

- |    |                                                    |    |                                   |
|----|----------------------------------------------------|----|-----------------------------------|
| 06 | Norton Expert The New Innovation in DIY            | 10 | Building Our Environment Together |
| 07 | The World's Premium Abrasive Brand                 | 11 | The Norton Abrasives Website      |
| 07 | Saint-Gobain Abrasives: A World Class Manufacturer | 12 | How to Use this Catalogue         |
| 07 | Distribution Centres                               | 12 | How to order                      |
| 08 | The Norton Expert Range                            |    |                                   |
| 09 | Merchandising Solutions                            |    |                                   |

## CUTTING-OFF AND GRINDING WHEELS

- |    |                             |    |                       |
|----|-----------------------------|----|-----------------------|
| 14 | Useful Information          | 17 | The Product Range     |
|    | Norton Expert Innovations   | 24 | Troubleshooting Guide |
|    | Understanding the Packaging | 25 | Safety Advice         |
|    | Understanding the Range     |    |                       |
|    | Selecting the Right Product |    |                       |

## DIAMOND BLADES

- |    |                             |    |                   |
|----|-----------------------------|----|-------------------|
| 28 | Useful Information          | 30 | The Product Range |
|    | Norton Expert Innovations   | 32 | Safety Advice     |
|    | Understanding the Range     |    |                   |
|    | Selecting the Right Product |    |                   |
|    | Understanding the Packaging |    |                   |

## HAND SANDING

- |    |                             |    |                   |
|----|-----------------------------|----|-------------------|
| 36 | Useful Information          | 43 | The Product Range |
|    | Understanding the Packaging |    |                   |
|    | Understanding the Range     |    |                   |
|    | Selecting the Right Product |    |                   |

## MACHINE SANDING

- |    |                             |    |                       |
|----|-----------------------------|----|-----------------------|
| 60 | Useful Information          | 64 | The Product Range     |
|    | Understanding the Packaging | 80 | Technical Information |
|    | Understanding the Range     |    |                       |
|    | Selecting the Right Product |    |                       |

## WIRE BRUSHES & POLISHING ACCESSORIES

- |    |                             |    |                   |
|----|-----------------------------|----|-------------------|
| 82 | Useful Information          | 84 | The Product Range |
|    | Selecting the Right Product |    |                   |
|    | Understanding the Packaging |    |                   |
|    | Understanding the Range     |    |                   |
|    | Brush Types Available       |    |                   |

## SHARPENING STONES

- |    |                             |    |                       |
|----|-----------------------------|----|-----------------------|
| 94 | Useful Information          | 96 | The Product Range     |
|    | Norton Expert Innovations   | 98 | Technical Information |
|    | Understanding the Packaging |    |                       |
|    | Selecting the Right Product |    |                       |

## 102 INDEX



06-12

INTRODUCTION

13-26

CUTTING-OFF AND  
GRINDING WHEELS

27-34

DIAMOND  
BLADES

35-58

HAND  
SANDING

59-80

MACHINE  
SANDING

81-92

WIRE BRUSHES &  
POLISHING ACCESSORIES

93-98

SHARPENING  
STONES

# Norton Expert: The New Innovation in DIY

This professional, cutting edge abrasive DIY range consists of a comprehensive selection of abrasives for Hand and Machine Sanding, Cutting-off and Grinding Wheels, Diamond Blades, Wire Brushes, Polishing Accessories and Sharpening Stones.



Through professional, 'Expert' quality, we will help to better educate our users, with proven industrial and new innovative abrasive products to improve quality of finish, ease of use and speed of task.

With impactful, informative design and with innovation at its heart, the Norton Expert range provides a dynamic DIY offering, focusing consumer attention and stimulating action.

This is achieved through:


- Impact at point of purchase
- Clear, concise application led communication and informative packaging design
- Ease of product selection
- Colour coded packaging system to aid product identification and encourage multiple basket purchase
- High quality, superior performance abrasives



# The World's Premium Abrasives Brand

Norton offers powerful, precise and user friendly solutions enabling your end users to shape and surface-finish all types of materials even in the most complex DIY applications.

As the technology leader, Norton sits at the forefront of the industry providing highly engineered, high-performance abrasives. Norton's continual investment in R&D and close collaboration with customers generates highly performance optimised innovations. This strong commitment ensures that exciting new products are continuously introduced offering substantial benefits to customers and end users. With a complete range of abrasive products that add value and efficiency Norton is reshaping the world of abrasive solutions.



## Saint-Gobain Abrasives: A World Class Manufacturer

With operations in 64 countries, employing almost 190,000 people, Saint-Gobain is one of the world's top 100 leading industrial corporations. Saint-Gobain Abrasives has a presence on every continent, with operations in 26 countries, employing c.10, 700 people; and is the only international manufacturer of the 5 main types of abrasives: Bonded, Coated, Diamond Blades, Cutting-off and Grinding Wheels and Super Abrasives.

Through the World Class Manufacturing programme, Saint-Gobain Abrasives has been able to reduce loss and waste, improve operational efficiency and product quality and ensure excellence in production capabilities. All operational and support functions; manufacturing, purchasing, product development and business processes are involved, with the aim to achieve world class manufacturer status in all our factories.



## Distribution Centres

With two main logistics platforms and several local distribution centres all over Europe, our logistics professionals ensure that the Norton Expert products reach you on time. Quick and special delivery services can be arranged upon request to best suit end-user requirements (conditions apply).



# The Norton Expert Range

## Cutting-off and Grinding Wheels

Norton Expert wheels are designed for use on a wide range of materials including steel, stainless steel, cast iron and stone and come in a wide range of sizes 115mm to 230mm for angle grinders and 300mm to 350mm for petrol and chop saws.



## Diamond Blades

As the use of diamond blades continues to grow in DIY, novice and professional users are demanding better finishes and faster results. With in-depth knowledge of the construction and building industries, Norton Expert provides a range of Diamond Blades suitable for cutting general building materials, concrete and ceramic; providing a solution for all projects.



## Hand & Machine Sanding

Norton Expert coated abrasives for hand and machine sanding use cutting edge technology designed to exceed the expectations of even the most demanding DIY-er.

The range of hand abrasives has been specifically designed for sanding wood and plaster surfaces and can be used on existing and newly developed hand tools.



## Wire Brushes & Polishing Accessories

Wire brushes are an excellent alternative to using heavy duty abrasive discs. For Stripping, Cleaning and Polishing metal and wood surfaces, the assortment of shapes & varieties means there's a brush for every application. The brushes and polishing accessories are for use with electric drills, angle grinders and bench grinders. Hand brushes are also available.



## Sharpening Stones

For sharpening tools in and around the home and garden, the new range of Sharpening Stones offers a professional solution of bonded abrasives. Each stone is specifically designed for different blade sharpening applications to achieve a sharper, longer lasting finish.





## Planogram Service

Effective merchandising is a powerful tool not only in increasing sales and profitability but also in building credibility with end users.

Take advantage of the professional planogram service offered by Saint-Gobain Abrasives and maximise the efficiency of your merchandising space. Using Spaceman software a 'Space Expert' can create detailed, bespoke planograms, generating 2D & 3D visuals, line drawings, and reports (based on specific requirements) and deliver a merchandising format tailored to your product selection.

Contact your sales representative today for more information.



## Point of Sale Support

To support selling activity visual aids including headers, bus stops and second site point-of-sale units are available, offering product and selection information in a professional, vibrant, educational format.

The aim:

- Demonstrate an integrated and complete product range
- Inform, educate and help end users select the right product for their task
- Save time – reduce time spent selecting the right product
- Encourage multiple and repeat purchase
- Better informed end users shop better, quicker and increase abrasive category revenue.



**NORTON EXPERT** **CUTTING-OFF & GRINDING**

CHOOSE YOUR MACHINE

Angle Grinder	Specification for CUTTING
Panel Saw	Specification for GRINDING
Chop Saw	Specification for GRINDING

**NORTON EXPERT** **MACHINE SANDING**

CHOOSING THE RIGHT SHAPE

<b>1 HEAVY STRIPPING</b> For high removal quantities	FLAT SHEETS	MULTI-ANGLE SHEETS	WAVE SHEETS	WAVE SHEETS	WAVE SHEETS
<b>2 ROUGH SANDING</b> Ideal for intermediate sanding	FLAT SHEETS	MULTI-ANGLE SHEETS	WAVE SHEETS	WAVE SHEETS	WAVE SHEETS
<b>3 LIGHT SANDING</b> Ideal for intermediate sanding	FLAT SHEETS	MULTI-ANGLE SHEETS	WAVE SHEETS	WAVE SHEETS	WAVE SHEETS
<b>4 FINISHING</b> For superior sanding finish	FLAT SHEETS	MULTI-ANGLE SHEETS	WAVE SHEETS	WAVE SHEETS	WAVE SHEETS

**NORTON EXPERT** **HAND SANDING**

<p><b>FOR PLASTER</b></p> <p>Specialized abrasive for use on plaster and built-up surfaces. Ideal for high-traffic areas.</p>	<p><b>FOR WOOD</b></p> <p>Specialized abrasive for use on wood. Ideal for sanding curved surfaces and creating fine finishes.</p>
<p>MULTI-PURPOSE</p> <p>For all surfaces.</p>	

# Building our environment together

## Habitat Centre of Excellence

As the world leader in designing, manufacturing and distributing Habitat and construction materials, Saint-Gobain is committed to meeting some of the fundamental challenges faced by the world today: reducing energy consumption, limiting our impact on the environment, and creating a new generation of buildings which are safe, comfortable and energy efficient.

Today we are leaders in all our industry sectors, providing proven, easy-to-use systems aligned to local needs, practices and legislative requirements in every part of the Habitat and construction markets, from homes to public buildings and offices, and from new-builds to renovation projects.

Abrasives combines with the other Saint-Gobain businesses to offer a complete solution for those who work within Habitat markets:



Plumbing



Building



Carpentry



Painting & Decorating



Tiling

Some of Europe's most respected companies and brands in the Habitat and construction sectors are part of Saint-Gobain:



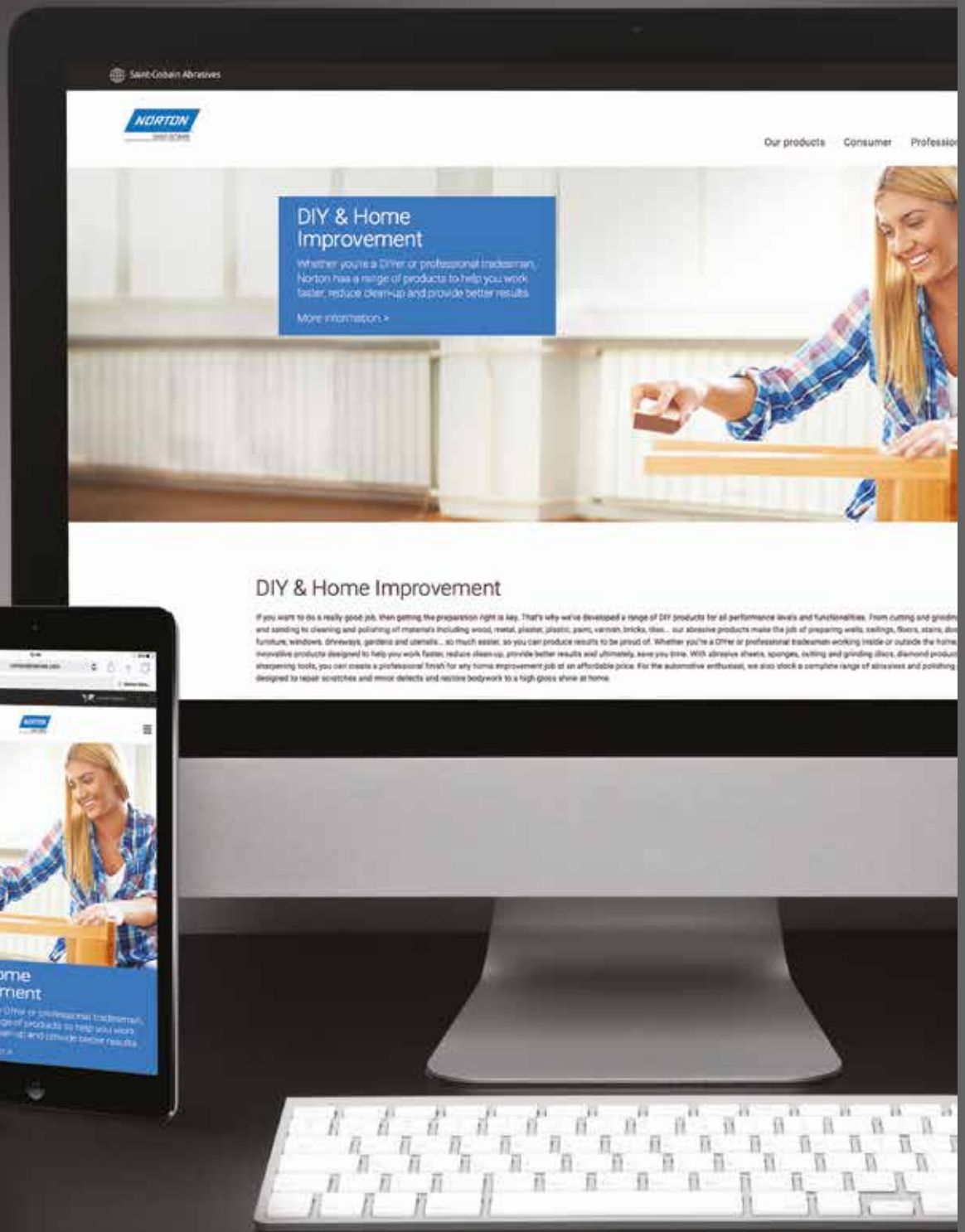
## Habitat Centres of Excellence

Our state-of-the-art product testing facilities or 'Centres of Excellence' are paramount to continuing our commitment to delivering technological excellence. Located in our manufacturing plants across the globe, each centre concentrates on the development of exciting new products for all abrasive applications and contributes to the product knowledge of our sales teams and customers.





Reshaping  
your  
world.



DISCOVER MORE ABOUT  
OUR PRODUCTS AT:

[www.nortonabrasives.com](http://www.nortonabrasives.com)

**NORTON**

SAINT-GOBAIN®

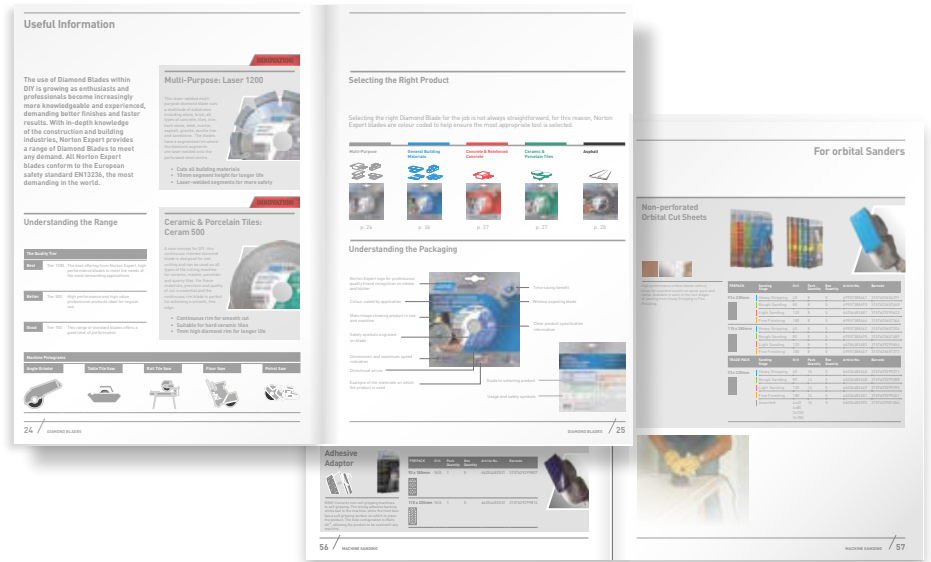
# How to Use this Catalogue

This catalogue is divided into sections by product type – Cutting-off and Grinding Wheels, Diamond Blades, Hand and Machine Sanding, Wire Brushes & Polishing Accessories and Sharpening Stones.

At the beginning of each section you will find useful information, including:

- Product Innovations
- Selecting the Right Product
- Understanding the Packaging
- Understanding the Range

This is followed by informative and easy to use product charts. The charts include all of the information needed to make your selection.



## How to Order

Please contact your local Customer Service Centre, details can be found on the back page of the catalogue. For countries that are not listed please send your request to our European Headquarters.

When placing an order it helps to have the following information available:

- Your name
- Your account number
- Your order or reference number
- Product article number(s)
- Required quantity
- Any special instructions

If you require additional product or technical information then please do not hesitate to contact your local Customer Service Centre or Sales Representative.



# 13-26 CUTTING-OFF AND GRINDING WHEELS



- |                                                                             |                                              |
|-----------------------------------------------------------------------------|----------------------------------------------|
| <b>14</b> Useful Information                                                | <b>22</b> Cutting-Off Wheels for Petrol Saws |
| <b>17</b> Cutting-off Wheels for Angle Grinders                             | <b>23</b> Cutting-off Wheels for Chop Saws   |
| <b>20</b> Grinding Wheels for Angle Grinders                                | <b>24</b> Troubleshooting Guide              |
| <b>21</b> Cutting-off and Grinding Wheels for accu powered portable grinder | <b>25</b> Safety Advice                      |

# Useful Information

Norton Expert offers an extensive range of professional, high performance wheels suitable for cutting-off and grinding a wide range of materials including steel-inox, stainless steel and stone and can be used on angle grinders, petrol saws and chop saws. Norton Expert wheels come in a wide range of sizes, from 115mm to 230mm for use on angle grinders and 300mm-350mm for petrol and chop saws.

## Multi-Purpose Wheel

The perfect solution for all cutting and grinding needs. The ultra thin Multi-Purpose wheel produces less noise, less dust and a precise, straight cut on all materials including steel, stone, aluminium, inox, ceramics and tiles. The unique construction and low vibration counteracts loading and offers comfortable working.



## 3-in-1 Wheel

Cutting, grinding and finishing with one single product is now possible! The unique three layered reinforced structure, combined with selected abrasive materials make this product a unique innovation.



## Accu

For years machine manufacturers have made cordless battery powered right angle grinders... but batteries ran out of charge too quickly and grinding power was limited. This is now changing through a new generation of cordless grinders with newly developed batteries generating significantly improved battery life and machine power.

These developments have necessitated a cutting-off & grinding wheel that compliments and optimizes the new improved battery life and Accu does exactly that! Developed in collaboration with leading machine manufacturers, Accu wheels maximize the efficiency of the angle grinder and help to increase its working time.

Accu cutting-off & grinding wheels have been developed to give minimal resistance when in use and its free cutting feature absorbs less energy from the battery. It also features a special bond and grain which gives improved user comfort and longer wheel life.

## 1-2-3 Multi Purpose No wheel change required

Unique and patented design which cuts, grinds and polishes ALL materials i.e. steel, glass, aluminum, concrete, stone, copper, PVC, wood or stainless steel. With Norton 1-2-3 no wheel changes are needed when working with different applications and materials.



## Accu 1.0 mm For minimum loss of power

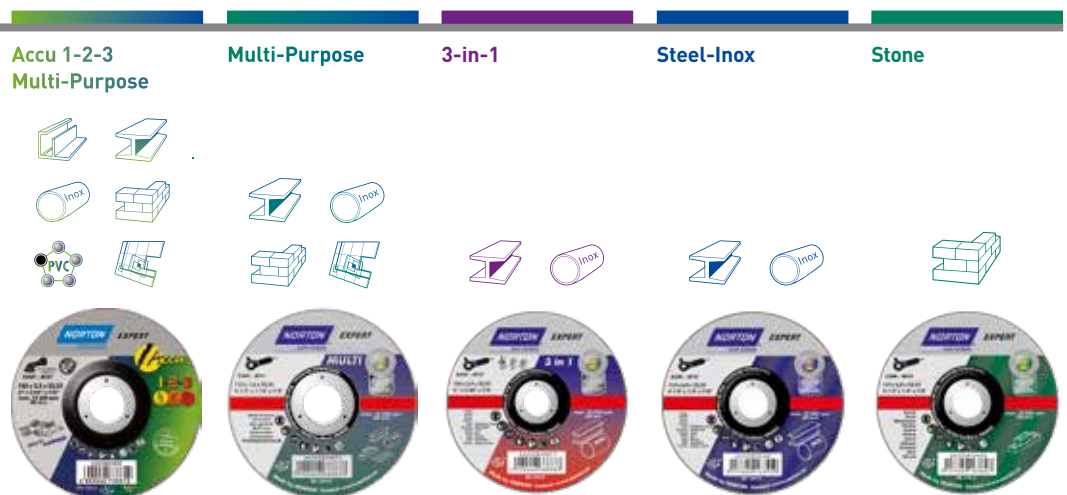
The 1.0 mm Accu cutting wheel gives a quick straight cut, preventing loss of power. The free cutting characteristic ensures that no additional battery power is lost as the wheel moves freely within the work-piece. Accu 1.0 mm gives maximum performance in both steel & inox applications.



## Understanding the Packaging



## Understanding the Range



The range is colour coded based on application:

# Useful Information

## Selecting the Right Product

### Machine Pictograms

#### Angle Grinder



Cutting at 90°



Grinding at 30-45°



Finishing at 15°

#### Petrol Saw



#### Chop Saw




### Product types

#### Type 27



Used for grinding

#### Type 41



Used for cutting

#### Type 42



Used for cutting

### Material application guide

#### Steel



#### Inox



#### Aluminum



#### Stone



#### Tiles



#### PVC



### Safety symbols

Wear ear protection



Wear eye protection



Wear a dust mask



Wear gloves



Read the instructions



Do not use a damaged wheel



Not permitted for face grinding



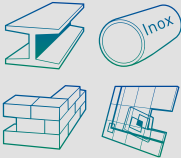
Free of iron, sulphur & chlorine





# Cutting-off wheels for angle grinders

## Multi-Purpose



Straight cutting-off wheels for angle grinders.

The Multi-Purpose wheel produces less dust, less noise and a precise, straight cut on all materials including steel-inox, stone, aluminium, ceramics and tiles. The unique construction and low vibration counteracts loading and offers comfortable working.



Cutting  
90°



Type 41



Dimensions	Specification	Pack Quantity	Article No.
115x1.0x22.23	C 60 R-BF41	25	66252836871
115x1.6x22.23	C 46 R-BF41	25	66252836873
125x1.0x22.23	C 60 R-BF41	25	66252836874
125x1.6x22.23	C 46 R-BF41	25	66252836875
230x1.9x22.23	C 46 R-BF41	25	66252837321

## 3-in-1 for Cutting, Grinding and Finishing



Depressed centre wheels for angle grinders.

The 3-in-1 wheel is ideal for cutting, grinding and finishing! The unique three layered reinforced structure, combined with selected abrasive materials make this product a unique innovation.



Cutting  
90°



Grinding  
30°



Finishing  
15°



Type 27



Dimensions	Specification	Pack Quantity	Article No.
115x2.2x22.23	A 46 R-BF27	10	66252836876
125x2.2x22.23	A 46 R-BF27	10	66252836877

# Cutting-off wheels for angle grinders

## Steel-Inox



Straight cutting-off wheels for angle grinders.

Suitable for steel and stainless steel applications, the steel-inox wheel is free from iron, sulphur and chloride, eliminating contamination when cutting.



Cutting  
90°



Type 41



Dimensions	Specification	Pack Quantity	Article No.
100x1.0x16.0	A 60 S-BF41	25	66252836537*
115x1.0x22.23	A 60 S-BF41	25	66252835983
115x1.6x22.23	A 46 S-BF41	25	66252835982
125x1.0x22.23	A 60 S-BF41	25	66252835981
125x1.6x22.23	A 46 S-BF41	25	66252835970
180x1.6x22.23	A 46 S-BF41	25	66252836539*
230x1.9x22.23	A 46 S-BF41	25	66252836542
*Made-to-order			
100x2.5x16.0	A 30 R-BF41	25	66252835428
115x2.5x22.23	A 30 R-BF41	25	66252835427
125x2.5x22.23	A 30 R-BF41	25	66252835429
180x2.5x22.23	A 30 R-BF41	25	66252835430
230x2.5x22.23	A 30 R-BF41	25	66252835431

## Stone



Straight cutting-off wheels for angle grinders.

With silicon carbide grains, the stone cutting wheel produces less dust, noise and material loss as well as a precise cut with reduced energy consumption.



Cutting  
90°



Type 41



Dimensions	Specification	Pack Quantity	Article No.
100x2.5x16.0	C 30 R-BF41	25	66252835436*
115x2.5x22.23	C 30 R-BF41	25	66252835437
125x2.5x22.23	C 30 R-BF41	25	66252835438
230x2.5x22.23	C 30 R-BF41	25	66252835440
*Made-to-order			

# Cutting-off wheels for angle grinders

## Steel-Inox



Type 42



Depressed centre cutting-off wheels for angle grinders.

Suitable for steel and stainless steel applications, the steel-inox wheel is free from iron, sulphur and chloride, eliminating contamination when cutting.



Cutting  
90°

Dimensions	Specification	Pack Quantity	Article No.
115x3.2x22.23	A 30 R-BF42	25	66252835426
125x3.2x22.23	A 30 R-BF42	25	66252835433
180x3.2x22.23	A 30 R-BF42	25	66252835434
230x3.2x22.23	A 30 R-BF42	25	66252835435

## Stone



Type 42



Depressed centre cutting-off wheels for angle grinders.

With silicon carbide grains, the stone cutting wheel produces less dust, noise and material loss as well as a precise cut with reduced energy consumption.



Cutting  
90°

Dimensions	Specification	Pack Quantity	Article No.
100x3.2x16.0	C 30 R-BF42	25	66252835441*
115x3.2x22.23	C 30 R-BF42	25	66252835442
125x3.2x22.23	C 30 R-BF42	25	66252835443
180x3.2x22.23	C 30 R-BF42	25	66252835444*
230x3.2x22.23	C 30 R-BF42	25	66252835445

\*Made-to-order

# Grinding wheels for angle grinders

## Steel-Inox



Type 27



Depressed centre grinding wheels for angle grinders.

Suitable for grinding all steel and stainless steel materials. Free from iron, sulphur and chloride, eliminating contamination when grinding.



Grinding  
30°

Dimensions	Specification	Pack Quantity	Article No.
100x6.0x16.0	A 30 R-BF27	10	66252835446*
115x6.0x22.23	A 30 R-BF27	10	66252835447
125x6.0x22.23	A 30 R-BF27	10	66252835448
180x6.0x22.23	A 30 R-BF27	10	66252835449
230x6.0x22.23	A 30 R-BF27	10	66252835450

\*Made-to-order

## Stone



Type 27



Depressed centre grinding wheels for angle grinders.

With silicon carbide grains, this wheel optimizes all stone grinding applications.



Grinding  
30°

Dimensions	Specification	Pack Quantity	Article No.
115x6.0x22.23	C 30 R-BF27	10	66252835452
125x6.0x22.23	C 30 R-BF27	10	66252835453
230x6.0x22.23	C 30 R-BF27	10	66252835455



# Cutting-off and Grinding wheels for accu powered portable grinder

## Steel-Inox



Type 41



Straight cutting-off wheels for accu powered portable grinder.

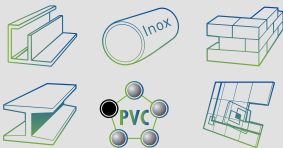
The 1.0 mm Accu cutting wheel gives a quick straight cut, preventing loss of power. The free cutting characteristic ensures that no additional battery power is lost as the wheel moves freely within the work-piece. Accu 1.0 mm gives maximum performance in both steel & inox applications.



Cutting  
90°

Dimensions	Specification	Pack Quantity	Article No.
115x1.0x22.23	A60R-BF41 EXPERT	5x20	66252843020
125x1.0x22.23	A60R-BF41 EXPERT	5x20	66252843019

## 1-2-3 Multi Purpose



Type 27



Depressed centre wheels for accu powered portable grinder.

Unique and patented design which cuts, grinds and polishes ALL materials i.e. steel, glass, aluminum, concrete, stone, copper, PVC, wood or stainless steel. With Norton 1-2-3 no wheel changes are needed when working with different applications and materials.



Cutting  
90°



Grinding  
30°



Finishing  
15°

Dimensions	Specification	Pack Quantity	Article No.
115x2.2x22.23	C46P-BF27 EXPERT	2x20	66252843018
125x2.2x22.23	C46P-BF27 EXPERT	2x20	66252842832

# Cutting-off wheels for petrol saws

## Steel-Inox



Straight cutting-off wheels for petrol saws.

An advanced grain and bond system provides longer wheel life, quick and free cutting and high stability for straight cutting.



Type 41




Dimensions	Specification	Pack Quantity	Article No.
300x3.5x20.0	A 24 R-BF41	10	66252836172
300x3.5x22.23	A 24 R-BF41	10	66252836173

## Stone



Straight cutting-off wheels for petrol saws.

Sharp silicon carbide abrasive optimizes cutting on stone and brick. This wheel provides longer life, quick and straight cutting.



Type 41



Dimensions	Specification	Pack Quantity	Article No.
300x3.5x20.0	C 24 R-BF41	10	66252836174
300x3.5x22.23	C 24 R-BF41	10	66252836175*

\*Made-to-order



# Cutting-off wheels for chop saws

## Steel-Inox




Straight cutting-off wheels for chop saws.

An advanced grain and bond system with internal reinforcements provides longer wheel life, burr-free cutting and maximum safety.



Type 41



Dimensions	Specification	Pack Quantity	Article No.
350x3.0x25.4	A 36 P-BF41	10	66252836177



# Troubleshooting Guide

## Troubleshooting Guide

To get the best from Norton Expert cutting-off and grinding wheels it is important that you:

- Determine the material application and select the most suitable Norton Expert wheel. Using the right wheel for the right material is very important for the life and cutting/grinding behaviour of the wheel. Please consult your local Customer Service or Sales Representative, if in doubt.
- Check the machine is operating correctly and that the machine does not exceed the speed indicated on the wheel. Always use the wheel at its recommended speed.

Below is a troubleshooting guide that will help solve some of the most common problems associated with cutting-off and grinding.

### Cutting-Off Wheels:

Type 41  Type 42 

Problem	Possible cause	Solution
Excessive wheel wear	In case of white cutting edge: Wheel too soft Operating speed too low Decrease of rpm during cutting	Use harder wheel Increase rpm up to max. (80m/sec) Use machine with more power Reduce pressure on the machine
Wheel does not cut	In case of blue cutting: Wheel too hard or too thick Peripheral speed too low	Use softer or thinner Norton Expert wheels Check peripheral speed Increase rpm up to max. (80m/sec)
Crumbled wheel edge	Cutting-off wheel used for grinding operations Work piece is moving Too much side-pressure	Use a grinding wheel for grinding operations Clamp the work piece properly Add only the radial pressure to the wheel
Arborhole or centre break out	Wheel sticks in the work piece / material  Cutting-off wheel used for grinding operations Too much side pressure Different diameter top/bottom flange	Use more radial pressure and swing the wheel forwards and backwards Use a grinding wheel for grinding operations Add only the radial pressure to the wheel Use flanges with the same diameter

### Grinding Wheels:

Type 27 

Problem	Possible cause	Solution
Excessive wheel wear	Wheel too soft Too much pressure Decrease of peripheral speed Too low peripheral speed	Use harder wheel Reduce pressure, let the wheel do the grinding Use machine with more power Reduce pressure on the machine Max. 80 m/s is optimum speed
Wheel does not grind	Wheel too hard, wheel glazing Not enough pressure Machine power too low	Use softer wheel Increase pressure Use machine with more power
Crumbled wheel edge	Grinding angle too flat Work piece is moving Too much pressure	Change angle to 30–40° Clamp the work piece properly Reduce pressure, let the wheel do the grinding
Out of balance (vibration)	Dirty flanges Wheel mounting insecure Flanges with different diameter	Clean flanges Tighten flanges Replace flanges



## General Safety

### Instructions for use

Cutting-off and grinding wheels should only be used on materials for which they are suitable. This is shown by means of pictograms on the product, the packaging and in the catalogue.

### Cutting-Off Wheels

When using cutting-off wheels, keep the wheel straight in cut and apply light pressure – let the wheel do the work.

### Grinding Wheels

When using grinding wheels keep the wheel at an angle of 30-40° to the work piece.

### Safety Measures

Suitable eye protection must be worn. It is recommended that other safety equipment is also used.



Mouth Protection



Wear Gloves



Eye Protection



Ear Protection



Read Instruction



Not for Side Grinding



Damaged Wheel

### Protection of the Workpiece

Portable angle grinders should be used in such a manner that sparks fly away from the operator's body and any flammable material.

### Safety Guards

The wheel guard of the machine must be in position and securely fixed.

### Stopping the Machine

Switch off the machine and allow the wheel to stop completely before placing it on a bench or on the floor. Never bring the wheel to rest by applying pressure to the wheel surface.

### Shelf Life of Cutting-Off and Grinding Wheels

All cutting-off and grinding wheels have a use by date engraved on the metal bore ring. Wheels should not be used after this date.

# Safety Advice

## SAFETY ADVICE – DO'S AND DON'TS:

For your safety you should ensure that you are fully aware of how to safely use cutting-off and grinding wheels.

- ✓ **DO** always handle and store wheels carefully. All cutting and grinding wheels should be placed on top of each other or stored in the original packaging.
- ✓ **DO** always visually inspect all wheels before mounting for possible damage in transit.
- ✓ **DO** always use a safety guard and ensure that it is correctly positioned and securely fitted. It should cover at least one half of the wheel and protect the operator in the unlikely event of a wheel breakage.
- ✓ **DO** always switch 'OFF' the power at supply source and/or remove the plug from the socket before changing the wheel.
- ✓ **DO** always use the tools supplied by the machine manufacturer to change the wheel.
- ✓ **DO** always ensure that the speed of the machine does not exceed the operating speed marked on the wheel.
- ✓ **DO** allow newly mounted wheels to run at operating speed, with the guard in place, for a reasonable time before cutting or grinding.
- ✓ **DO** always wear EYE PROTECTION.
- ✓ **DO** always wear appropriate safety clothing such as DUST MASK, GLOVES, EAR PROTECTION, OVERALLS AND SAFETY SHOES.
- ✓ **DO** always secure the workpiece firmly while it is being cut or ground.
- ✓ **DO** grind at an angle above 30 degrees to the workpiece with a depressed centre grinding wheel.
- ✓ **DO** keep the working area around cutting and grinding operations clear.

## DON'TS!

- ✗ **DON'T** store wheels in a damp atmosphere or in extreme temperatures.
- ✗ **DON'T** mount a damaged wheel.
- ✗ **DON'T EVER** exceed the maximum operating speed marked on the wheel.
- ✗ **DON'T** force a wheel onto a machine spindle.
- ✗ **DON'T** tighten the mounting nut or locking flange excessively. Doing so can distort the flanges.
- ✗ **DON'T** use a machine which is not in good mechanical condition.
- ✗ **DON'T** use a machine without a wheel guard.
- ✗ **DON'T** use wheels without proper ventilation or dust protection equipment.
- ✗ **DON'T** stop the wheel by applying pressure to the periphery or face. Always switch the machine off and allow the wheel to stop revolving.
- ✗ **DON'T** allow the wheel to be trapped or pinched in the cut.
- ✗ **DON'T** apply excessive pressure onto the wheel so that the driving motor slows down.
- ✗ **DON'T** grind on the side of cutting-off wheels.
- ✗ **DON'T** grind with a depressed centre grinding wheel at an angle below 30° to the workpiece.

# 27-34 DIAMOND BLADES



- 28** Useful Information
- 30** General Building Materials
- 31** Concrete & Reinforced Concrete

- 31** Ceramic & Porcelain Tiles
- 32** Safety Advice

# Useful Information

The use of Diamond Blades within DIY is growing as enthusiasts and professionals become increasingly more knowledgeable and experienced, demanding better finishes and faster results. With in-depth knowledge of the construction and building industries, Norton Expert provides a range of Diamond Blades to meet any demand. All Norton Expert blades conform to the European safety standard EN13236, the most demanding in the world.

INNOVATION

## Understanding the Range

### The Quality Tier

<b>Better</b>	Tier 500	High performance and high value professional products ideal for regular use.
<b>Good</b>	Tier 100	This range of standard blades offers a good level of performance.

## Ceramic & Porcelain Tiles: Ceram 500

A new concept for DIY, this continuous rimmed diamond blade is designed for wet cutting and can be used on all types of tile cutting machine for ceramic, marble, porcelain and quarry tiles. For these materials, precision and quality of cut is essential and the continuous rim blade is perfect for achieving a smooth, fine edge.



- Continuous rim for smooth cut
- Suitable for hard ceramic tiles
- 7mm high diamond rim for longer life

### Machine Pictograms

Angle Grinder

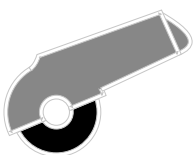



Table Tile Saw



Rail Tile Saw



Floor Saw









Petrol Saw



## Selecting the Right Product

Selecting the right Diamond Blade for the job is not always straightforward, for this reason, Norton Expert blades are colour coded to help ensure the most appropriate tool is selected.

General Building Materials	Concrete & Reinforced Concrete	Ceramic & Porcelain Tiles
		
		
p. 30	p. 31	p. 31

## Understanding the Packaging



Norton Expert logo for professional quality brand recognition on sleeve and blotter

Colour coded by application

Main image showing product in use and machine

Safety symbols engraved on blade

Dimensions and maximum speed indication

Directional arrow

Example of the materials on which the product is used

Time saving benefit

Window exposing blade

Clear product specification information

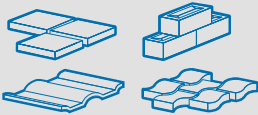
Guide to selecting product

Usage and safety symbols



# For angle grinders

## General Building Materials



For use on building materials including breeze blocks, paving slabs, concrete curb stones and clay roof tiles.

**JET 100** and **JET 500**: the corrugated continuous rim gives a smooth high quality cut, even on brittle materials like roof tiles.

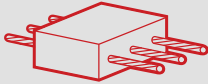
**UNI 500**: this segmented diamond blade is suitable for cutting general purpose materials.



Dimensions (mm)	Product Description	Segment Height (mm)	Case Quantity	Article No.	Barcode
115x22.23	JET 500	10	1	70184640909	5450248461555
125x22.23	JET 500	10	1	70184640910	5450248461562
230x22.23	JET 500	10	1	70184640911	5450248461579
115x22.23	UNI 500	10	1	70184640916	5450248461944
125x22.23	UNI 500	10	1	70184640917	5450248461951
230x22.23	UNI 500	10	1	70184640918	5450248461968
115x22.23	JET 100	7	1	70184642886	5450248505297
125x22.23	JET 100	7	1	70184642887	5450248505303
230x22.23	JET 100	7	1	70184642888	5450248505327



## Concrete & Reinforced Concrete



Laser welded segmented blades for use on concrete, reinforced concrete and hard materials, including concrete blocks, pavements, slabs and lintels.

**Laser 100:** good cutting performance.



Dimensions (mm)	Product Description	Segment Height (mm)	Case Quantity	Article No.	Barcode
115x22.23	LASER 100	7	1	70184642890	5450248505341
125x22.23	LASER 100	7	1	70184642891*	5450248505358*
230x22.23	LASER 100	7	1	70184642892	5450248505365

\*Made-to-order

## Ceramic & Porcelain Tiles



The continuous rim of this blade has been specially designed to give a smooth, straight edge when cutting ceramic, stone granite and marble.

- Continuous rim for smooth cut
- Suitable for hard ceramic tiles
- 7mm high diamond rim for longer life

**Ceram 500:** faster cut, longer life.

**Ceram 100:** good cutting performance.



Dimensions (mm)	Product Description	Segment Height (mm)	Case Quantity	Article No.	Barcode
115x22.23	CERAM 500	7	1	70184640907	5450248461531
125x22.23	CERAM 500	7	1	70184640908	5450248461548
115x22.23	CERAM 100	7	1	70184642880	5450248505228
230x22.23	CERAM 100	7	1	70184642884	5450248505266



# Safety Advice

## SAFETY ADVICE – DO'S

For your safety you should ensure that you are fully aware of how to safely use Diamond Blades.

- ✓ **DO** Store abrasives in dry, frost-free conditions avoiding wide variations in temperature
- ✓ **DO** Ensure that the product is suitable for its purpose
- ✓ **DO** Handle, store and transport products with care
- ✓ **DO** Disconnect the power to the machine before fitting the product
- ✓ **DO** Examine all products before mounting and periodically during blade use for possible defects or damage (core flatness, fatigue cracks, undercutting, arbor hole damage...)
- ✓ **DO** Check that correct mounting devices are used and that they are clean, undistorted and free from burrs
- ✓ **DO** Ensure that work rests are properly adjusted and secure
- ✓ **DO** Always use a correctly designed and adjusted guard (on the blade and belts)
- ✓ **DO** Ensure that the workpiece is secure
- ✓ **DO** Wear appropriate personal protective equipment at all times
- ✓ **DO** Avoid clogging and uneven wear to ensure that the product is working efficiently
- ✓ **DO** Ensure accordance between product direction arrow / machine rotation
- ✓ **DO** Ensure that all machines using abrasives meet the requirements of the current european machinery directives-CE
- ✓ **DO** Be aware of the hazards likely during the use of abrasives and observe the recommended precautions to be taken:
  - Bodily contact with the abrasive product at operating speed
  - Injury resulting from product breakage during use
  - Grinding debris, sparks, fumes and dust generated by the grinding process
  - Noise
  - Vibration

## RPM At Maximum Operating Speed 80 M/S

Diameter (mm)	105	115	125	150	180	200	230	250
Max RPM	15,300	13,300	12,250	10,200	8,500	7,650	6,650	5,100

### NEVER EXCEED the maximum operating speeds:

- Hand held blades  $\varnothing \leq 230\text{mm}$  : 80 m/s
- Hand held blades  $\varnothing \geq 230\text{mm}$  : 100 m/s



Not to be used for side grinding



Read the instructions



Wear hearing protection  
EN352



Wear eye protection  
EN166B



Wear Gloves  
EN388 cat.2



Wear a respirator  
EN149



Wet Cutting  
ONLY



## SAFETY ADVICE – DON'T'S

For your safety you should ensure that you are fully aware of how to safely use Diamond Blades.

- ✗ DON'T** Allow untrained people to use abrasives
- ✗ DON'T** Use a product that is damaged or one which has been dropped
- ✗ DON'T** Use a product if it cannot be properly identified
- ✗ DON'T** Use a machine that is not in good working order or one with defective parts
- ✗ DON'T** Force the abrasive onto the mounting device or modify the size of the mounting hole
- ✗ DON'T** Exceed the maximum operating speed marked on the product
- ✗ DON'T** Apply shock or excessive force to the product or let it overheat
- ✗ DON'T** Use mounting flanges which are not clean and flat
- ✗ DON'T** Tighten the mounting device excessively
- ✗ DON'T** Start the machine until the guard is in place and fastened securely
- ✗ DON'T** Continue to use a product if vibration occurs. True or replace it
- ✗ DON'T** Grind on the part of the product which is not designed for the operation
- ✗ DON'T** Start the machine with the workpiece in contact with the abrasive product
- ✗ DON'T** Grind material for which the product is not designed
- ✗ DON'T** Stop the abrasive by applying pressure to its surface, let it stop naturally
- ✗ DON'T** Exceed permissible rotation speeds: refer to values engraved on product
- ✗ DON'T** Use blades with missing segments or core cracks
- ✗ DON'T** Use dry products marked for wet use
- ✗ DON'T** Wear loose clothing, ties and jewellery
- ✗ DON'T** Use abrasive products near flammable materials

---

# Notes

---

A series of horizontal dotted lines for writing notes.

# 35-58 HAND SANDING



- 36** Useful Information
- 43** Hand Sanding Rolls and Sheets
- 47** Dust Free Sanding Kits
- 50** Sanding Kits

- 53** Sanding Blocks
- 54** Pole Sander
- 55** Sanding Sponges
- 58** Dust Cloth

# Useful Information

Norton Expert hand sanding products are designed with the end user in mind. Clear communication and pack design, combined with high performance, cutting edge technology products ensure the needs of even the most demanding DIYer are met.

## Understanding the Packaging

Norton Expert logo for professional quality brand recognition

Stage of sanding clearly communicated

Background image clearly depicts the surface the product is used for

Product dimensions, pack quantity and pictogram showing how the product is used



Icon showing the four stages of sanding process, encourages multiple purchase and maximises basket quantity

Grit number clearly communicated & supported by text description

Supporting text to communicate type of substrate product is used on

Window exposing product

Article number used for reordering

Explanation of range benefits

Table communicates application details for each stage of sanding

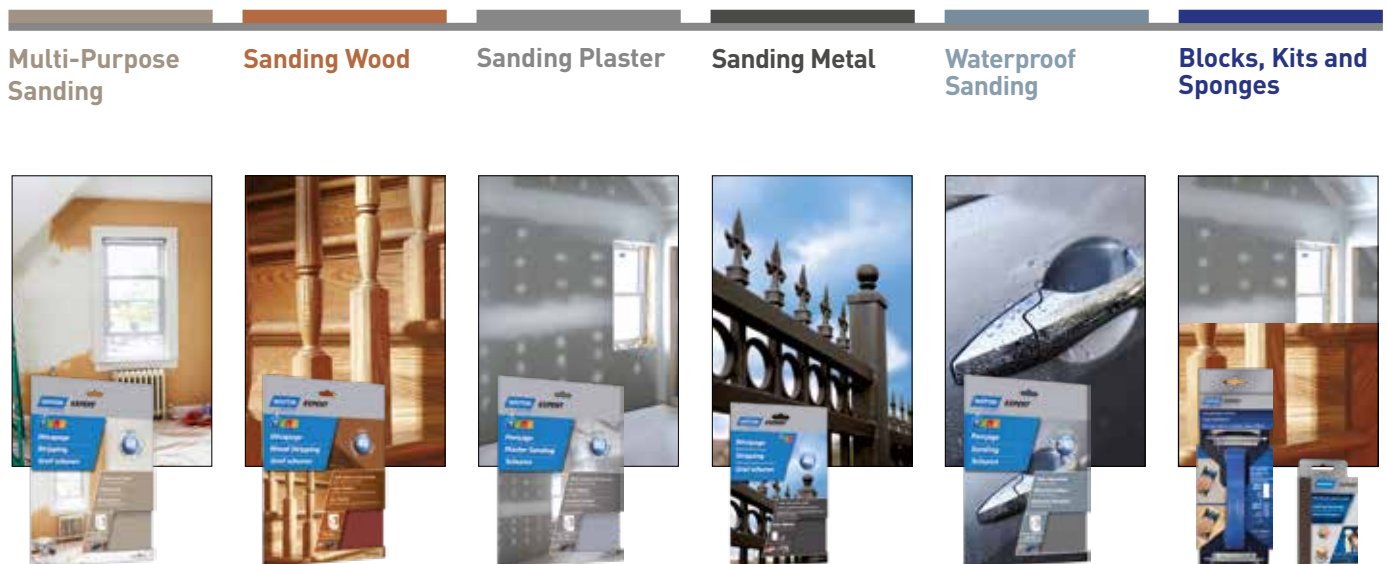
Information showing the different ways the product can be used



---

## Understanding the Range

A range of abrasives has been specially selected for sanding wood, plaster and metal surfaces. A number of blocks, sponges, kits and accessories are also available for use with the abrasives and to complement the range.



---

Using a sequence of grits is key to achieving a perfect finish. Norton Expert has developed a unique abrasive formula to achieve a beautiful result at each stage of sanding:



The 'Sanding Stage' icon represents four grits, each used for a different stage of sanding. The icon is colour coded with the packaging and designed to aid the end user's understanding of the product most suitable for each step of their application.

The icon always appears on the front of the packaging, with a detailed explanation of each stage on the back and is designed to increase product recognition and encourage multiple and repeat purchase, making the selection and buying process simple, quick and easy.

# Useful Information

## Selecting the Right Product

### HAND SANDING ROLLS AND SHEETS



#### Self Gripping Sanding Rolls

Can be used by hand, with a sanding block or on a self gripping machine. New merchandising-friendly packs allow rolls to be hung on a display. Available in each of the four stages of sanding from Heavy Stripping to Fine Finishing.



#### Multi-Purpose Sheets & Rolls

This tough and sharp aluminium oxide abrasive is ideal for use on a range of surfaces for general purpose sanding and material removal. Available in each of the four stages of sanding from Stripping to Super Finishing. Can be used by hand or with a block or clip fixing machine.



#### Sheets & Rolls for Sanding Wood

A high performance aluminium oxide grain and cloth backing for excellent flexibility and performance on bare, painted and varnished wood. Use by hand or with a sanding block or machine, for each stage of sanding from Stripping to Super Finishing. Can be used by hand or with a block or clip fixing machine.



#### Sheets & Rolls for Sanding Plaster

The Ceramic SG<sup>®</sup> technology grain and flexible fibre reinforced paper backing provides superior performance and improved resistance. The No-Fil<sup>®</sup> coating reduces clogging for a faster cut and extended product life. Ideal for all plaster sanding and finishing applications. Can be used by hand or with a block or clip fixing machine.



#### Waterproof Sheets

The sharp silicon carbide grain and waterproof paper backing makes this paper ideal for finishing. Waterproof paper is specially treated making it ideal for use with water. The paper lasts longer and gives a smoother finish when used wet as the water cleans, lubricates and helps prevent clogging. Can be used by hand or with a block or clip fixing machine.



#### Emery Cloth for Metal

Emery is a natural composite, for fast and aggressive removal of painted, rusted and corroded metal surfaces. The fast cutting emery is backed with a heavy cloth, allowing the sheet to be torn into strips, giving excellent flexibility to curved and contoured surfaces.

## DUST FREE SANDING KITS



### Dust Free Sanding Kit & Refills

The Dust Free Sanding Kit means less dust, mess and dirt! A dust free environment reduces clean-up time, improves the working environment and benefits health. Can be used with most vacuum cleaners to eliminate excess plaster, wood, paint or metal, whilst sanding. The revolutionary Multi-Air® technology, combined with premium Norton Expert abrasives saves time – up to 25%, increases dust extraction – up to 35% and increases productivity – up to 35%.



Kit contains:



Refills available for each stage of sanding



INNOVATION



### Dust Free Sanding Kit for Wood and Plaster

The new Dust Free Sanding Kit has been specially designed for sanding all types of wood surfaces, plaster and filler. A dust free environment reduces clean-up time, improves the working environment and benefits health. Like the original, the new Dust Free Sanding Kit attaches to most vacuum cleaners and reduces dust, mess and dirt using the revolutionary Multi-Air® technology, designed to increase productivity and performance by up to 35%.



Kit contains:



Refills available for each stage of sanding



INNOVATION



### Dust Free Delta Sanding Kit

Following the success of the Dust Free Sanding Kit comes a revolutionary new design from the Multi-Air® family. The Dust Free Delta Sanding Kit is the perfect solution for sanding small and hard to reach areas while extracting dust reducing clean-up time, improving the working environment and benefiting health. Refills are available for sanding both wood and plaster.



Kit contains:



Refills available for each stage of sanding



# Useful Information

## Selecting the Right Product

### SANDING KITS



#### Plaster Sanding Kit & Refills

A complete sanding kit specifically designed for sanding plaster. The kit is a time saving sanding solution for dry walls, with quick and easy sheet changing. Refills are available for sanding rough surfaces and finishing & smoothing prior to painting. Available in sizes 115x280mm and 93x230mm.

Kit contains:



+

P120 Grit x2  
P220 Grit x2



Refills available for each stage of sanding



#### Medium and Large Sanding Kit for Plaster & Wood

A complete sanding kit for sanding plaster and wood. The kit is a time saving and ergonomic solution for sanding medium and large areas. The clip fastening system allows quick and easy sheet changing. The abrasives are included in the kit, with refills available for each stage of sanding. Available in sizes 115x280mm and 93x230mm.

Kit contains:



+

Wood

P80 Grit x1  
P120 Grit x1



Plaster

P120 Grit x1  
P220 Grit x1




Refills available for each stage of sanding



#### Small Surface & Corner Sanding Kit

This unique innovation has been produced to meet the varied needs of the end user. The flat surface is ideal for sanding large areas quickly while the raised pointed front can tackle any small, hard to reach area. The block is self-gripping for quick and easy sheet changing. A versatile, adaptable product that is comfortable and easy to use. Self-gripping refills for plaster and wood are included and are also sold separately.

Each kit contains:



+


Wood

P80 Grit x1  
P120 Grit x1



Plaster

P120 Grit x1  
P220 Grit x1



Refills available for each stage of sanding



INNOVATION



---

## SANDING BLOCKS



### Self Gripping Foam Block

Designed for use on small, flat surfaces the ergonomic design and foam material make sanding easy and comfortable. Self-gripping refills for plaster and wood are included and are also sold separately.

Refills available for each stage of sanding



### Self Gripping Dual Purpose Foam Block

A unique product for sanding flat and contoured surfaces. With both sides self gripping, the hard foam side is ideal for sanding flat surface areas, turn the sponge over and the soft foam side is perfect for curves and contours. Refills are included inside the kit for sanding plaster and wood surfaces.



### Pole Sander

Robust pole sanding head attachment, ideal for comfortable sanding of hard to reach areas such as walls, ceilings and floors.



### Sanding Blocks (Rubber & Cork)

Can be used with all types of sandpaper sheets or rolls for better sanding control and an even surface finish, making sanding quicker and easier.

## SANDING SPONGES



### Small Sanding Sponge

Washable and reusable dual grit sponge for small areas and contours. Available in Coarse/Medium for sanding rough or built up surfaces and Medium/Fine for sanding surface imperfections, finishing and creating a key on a variety of surfaces including furniture, door frames, coving and windows.



### Large Sanding Sponge

Ideal for sanding large areas and contours. Dual Medium/Fine grit for sanding surface imperfections, finishing and creating a key on all material types. Can be washed and reused for longer product life.

---

# Useful Information

---

## Selecting the Right Product

### SANDING SPONGES



#### Angled Sanding Sponge

Washable and reusable dual grit angled sponge for hard to reach areas and contours. Available in Medium for sanding surface imperfections and Fine for finishing and creating a key on a variety of surfaces including furniture, door frames, coving and windows.



#### Dual Angled Sanding Sponge

Washable, reusable dual grit dual angled sponge for hard to reach areas and contours. Available in Coarse/Medium for sanding rough or built up surfaces and Medium/Fine for sanding surface imperfections, finishing and creating a key on a variety of surfaces including furniture, door frames, coving and windows.



#### Contour Sponges

A flexible, washable and reusable solution for curves and contours. Pack contains a medium and fine grade for sanding and finishing.

### SANDING ACCESSORIES



#### Pre-Paint Dust Cloth

Adhesive cloth is ideal for removing dust and particles from a surface, prior to varnishing and painting.




The mark of  
responsible forestry

#### FSC® CERTIFICATION

Utilizing responsibly sourced material and preserving natural resources is a high priority, look out for the FSC® logo next to products manufactured using FSC® certified paper.

# Hand Sanding Rolls and Sheets


## Self Gripping Sanding Rolls




A new innovation from Norton Expert!

Self-gripping rolls can be used by hand, with a sanding block or on a self gripping machine. An excellent multifunctional product.

Can be used on all wood, paint and metal surfaces.

	Sanding Stage	Grit	Pack Quantity	Box Quantity	Article No.	Barcode
	Heavy Stripping	40	1	3	66254468613	3157629275078
	Rough Sanding	80	1	3	66254468625	3157629275153
	Light Sanding	120	1	3	66254482527	3157629299753
	Fine Finishing	180	1	3	66254468614	3157629275085

## Multi-Purpose



High performance aluminium oxide abrasive grains are ideal for achieving a perfect result on all surface types including plaster, wood metal and paint.

Can be used by hand, with a block or clip fixing machine.


Multi-Purpose rolls are FSC® certified.



	Sanding Stage	Grit	Pack Quantity	Box Quantity	Article No.	Barcode
	Stripping	40	3	10	66623308301	3157629374818
	Sanding	80	3	10	66623308302	3157629374825
	Finishing	120	3	10	66623307254	3157629376256
	Super Finishing	180	3	10	66623308303	3157629374832
	Assorted	1x80 1x120 1x180	3	10	66261128809	3157629703632
	Stripping	60	1	4	66623343048	3157629426401
	Sanding	80	1	4	66623343047	3157629426395
	Finishing	120	1	4	66623343049	3157629426418
	Super Finishing	180	1	4	66623343095	3157629426579
	Stripping	60	1	4	66623343052	3157629426425
	Sanding	80	1	4	66623343056	3157629426432
	Finishing	120	1	4	66623343057	3157629426449

# Hand Sanding Rolls and Sheets

## For Sanding Wood



High quality, high performance aluminium oxide abrasive with strong and cloth backing make this product ideal for use on all types of curved and contoured wooden surfaces, including varnished, bare and painted wood.


Can be used by hand, with a block or clip fixing machine.

	Sanding Stage	Grit	Pack Quantity	Box Quantity	Article No.	Barcode
<b>230 x 280mm</b> 	Stripping	40	3	10	66623306934	3157629375884
	Sanding	80	3	10	66623306989	3157629375891
	Finishing	120	3	10	66623306990	3157629375907
	Super Finishing	180	3	10	66623306993	3157629375914
	Assorted	1x40 2x80 2x120 1x180	6	10	66623307253	3157629376249
	Assorted	1x80 1x120 1x180	3	10	66261128808	3157629703625
<b>115mm x 5m</b> 	Stripping	40	1	4	66623343058	3157629426456
	Sanding	80	1	4	66623343059	3157629426463
	Finishing	120	1	4	66623343060	3157629426487
	Super Finishing	180	3	4	66623343061	3157629426494



# Hand Sanding Rolls and Sheets

## For Sanding Plaster



High performance ceramic SG® abrasive technology combined with flexible fibre reinforced backing and an anti-clogging No-Fil® layer provide excellent results and improved resistance when sanding and smoothing plaster and filler.

Can be used by hand, with a block or on a clip fixing machine.

Rolls for sanding plaster are FSC® certified.



	Sanding Stage	Grit	Pack Quantity	Box Quantity	Article No.	Barcode
230 x 280mm	Sanding	80	3	10	66623308297	3157629374771
	Finishing	120	3	10	66623308298	3157629374788
	Super Finishing	180	3	10	66623308299	3157629374795
	Ultra Finishing	240	3	10	66623308300	3157629374801
	Assorted		1x80 2x120 2x180 1x240	6	10	66623307250
115mm x 5m	Sanding	80	1	4	66623343069	3157629426531
	Finishing	120	1	4	66623343092	3157629426548
	Super Finishing	180	1	4	66623343093	3157629426555
	Ultra Finishing	240	1	4	66623343094	3157629426562




### FSC® CERTIFICATION

Utilizing responsibly sourced material and preserving natural resources is a high priority, look out for the FSC® logo next to products manufactured using FSC® certified paper.

# Hand Sanding Sheets

## Waterproof Sheets




Waterproof sheets combine sharp silicon carbide grain and specially treated waterproof paper backing. Can be used wet or dry, use wet for best results as the water cleans, lubricates and helps prevent clogging.

Can be used by hand, with a block or a clip fixing machine.

	Sanding Stage	Grit	Pack Quantity	Box Quantity	Article No.	Barcode
230 x 280mm	Sanding	240	3	10	66623306999	3157629375938
	Finishing	400	3	10	66623307000	3157629375945
	Super Finishing	600	3	10	66623307001	3157629375952
	Ultra Finishing	800	3	10	66623307003	3157629375969
	Assorted		1x600 1x800 1x1000	3	10	66261128810

## Emery Cloth



For fast, aggressive removal of metal and rust. Strong cloth backing enables the product to be torn into strips for use on curves and hard to reach areas.

Can be used by hand, with a block or on a clip fixing machine.

	Sanding Stage	Grit	Pack Quantity	Box Quantity	Article No.	Barcode
180 x 280mm	Stripping	Coarse	3	10	66623308304	3157629374849
	Sanding	Medium	3	10	66623308305	3157629374856
	Finishing	Fine	3	10	66623308306	3157629374863
	Assorted		1x Coarse 1x Medium 1x Fine	3	10	66261128811

## Dust Free Sanding Kit & Refills




The Dust Free Sanding Kit means less dust, mess and dirt! Can be used with most vacuum cleaners to eliminate excess plaster, wood, paint or metal, whilst sanding. The revolutionary Multi-Air® technology, combined with premium Norton Expert abrasives saves time - up to 25%, increases dust extraction - up to 35% and increases productivity - up to 35%.

	Sanding Stage	Grit	Pack Contents	Box Quantity	Article No.	Barcode
<b>93x185mm Kit</b>		1x40	4x Abrasives	4	66261086998	3157629121177
		1x80	1x Block			
		1x120	1x 4m Hose			
		1x180				
<b>93x185mm Refills</b>	Heavy Stripping	40	5	5	66261086656	3157629117651
	Rough Sanding	80	5	5	66261086658	3157629117668
	Light Sanding	120	5	5	66254482482	3157629299647
	Fine Finishing	180	5	5	66261086661	3157629117682

# Dust Free Sanding Kits

INNOVATION

## Dust Free Sanding Kit & Refills for Plaster and Wood




The new Dust Free Sanding Kit has been specially designed for sanding all types of wood surfaces, plaster and filler. Attaches to most vacuum cleaners to reduce dust, mess and dirt using the revolutionary Multi-Air® technology, designed to increase productivity and performance by up to 35%.

Sanding Stage	Grit	Pack Contents	Box Quantity	Article No.	Barcode
<b>93x185mm Kit</b>	Wood 1x80 1x120 Plaster 1x120 1x220	4x Abrasives 1x Block 1x 4m Hose	4	66623307324	3157629373316
<b>93x185mm Wood Refills</b>	Stripping	40	5	5	66623307004 3157629375976
	Sanding	80	5	5	66623307005 3157629375983
	Finishing	120	5	5	66623307006 3157629376003
	Super Finishing	180	5	5	66623307007 3157629376027
<b>93x185mm Plaster Refills</b>	Sanding	120	5	5	66623307335 3157629373668
	Finishing	220	5	5	66623307337 3157629371428



INNOVATION

## Dust Free Delta Sanding Kit & Refills for Plaster and Wood




The perfect solution for sanding small and hard to reach areas while extracting dust using Multi-Air technology for a cleaner, more environmentally friendly sanding result.

	Sanding Stage	Grit	Pack Contents	Box Quantity	Article No.	Barcode
<b>95x95x95mm Kit</b>		Wood 1x80 1x120 Plaster 1x120 1x220	4x Abrasives 1x Block	2	66623307325	3157629373323
<b>95x95x95mm Wood Refills</b>	Stripping	40	5	5	66623308307	3157629374887
	Sanding	80	5	5	66623308308	3157629374894
	Finishing	120	5	5	66623308309	3157629374917
	Super Finishing	180	5	5	66623308310	3157629374924
<b>95x95x95mm Plaster Refills</b>	Sanding	120	5	5	66623307338	3157629373675
	Finishing	220	5	5	66623307340	3157629373682



# Sanding Kits

## Plaster Sanding Kit & Refills



The complete kit for sanding plaster. The screenback abrasive reduces clogging whilst sanding, and the ergonomic handle gives greater control and a comfortable grip. The flat surface area means it covers large areas quickly and clip fastening allows fast and easy abrasive sheet changing.

Refills are available for sanding rough surfaces and finishing and smoothing prior to painting.


	Sanding Stage	Grit	Pack Contents	Box Quantity	Article No.	Barcode
<b>93x230mm Kit</b>		2x120	1x Handle	5	66261198644	3157625807006
		2x220	4x Abrasive refills			
<b>93x230mm Refills</b>	Plaster Sanding	120	2	10	63642539596	3157620303084
	Plaster Finishing	220	2	10	63642539598	3157620303091



	Sanding Stage	Grit	Pack Contents	Box Quantity	Article No.	Barcode
<b>115x280mm Kit</b>	Plaster Kit	2x120	1x Handle	5	66261054337	3157625946651
		2x220	4x Abrasive refills			
<b>115x280mm Refills</b>	Plaster Sanding	120	2	10	63642519113	3157620303060
	Plaster Finishing	220	2	10	63642519114	3157620303077



## Medium and Large Sanding Kit for Plaster & Wood



The complete Sanding Kits for plaster and wood. The kits are a time saving and ergonomic solution to achieve an even surface finish on large and flat areas.


Refills are available for each stage of sanding on wood and plaster.

	Sanding Stage	Grit	Pack Contents	Box Quantity	Article No.	Barcode	
<b>93x230mm Medium Sanding Kit</b>		Wood 1x80 1x120 Plaster 1x120 1x220	1x Handle 4x Abrasive refills	5	66623308275	3157629373378	
	<b>93x230mm Wood Refills</b>	Stripping	40	5	5	66623307160	3157629376034
		Sanding	80	5	5	66623307164	3157629376041
		Finishing	120	5	5	66623307165	3157629376058
Super Finishing		180	5	5	66623307168	3157629376065	
<b>93x230mm Plaster Refills</b>	Sanding	120	3	5	66623307181	3157629376119	
	Finishing	220	3	5	66623307182	3157629376126	
<b>115x280mm Large Sanding Kit</b>		Wood 1x80 1x120 Plaster 1x120 1x220	1x Handle 4x Abrasive refills	5	66623308276	3157629373385	
	<b>115x280mm Plaster Refills</b>	Sanding	120	3	5	66623307192	3157629376133
		Finishing	220	3	5	66623307193	3157629376157

# Sanding Kits

INNOVATION

## Small Surface & Corner Sanding Kit for Plaster and Wood




A unique innovation with a raised pointed front end for sanding all small, hard to reach areas. The flat surface is ideal for sanding large areas quickly and with an even finish. A versatile, adaptable and easy to use product.



	Sanding Stage	Grit	Pack Contents	Box Quantity	Article No.	Barcode
<b>70x190mm Kit</b>		Wood 1x80 1x120 Plaster 1x120 1x220	1x Handle 4x Abrasive refills	4	66623308277	3157629373392
<b>70x190mm Wood Refills</b>	Stripping	40	5	5	66623308311	3157629374931
	Sanding	80	5	5	66623308312	3157629374948
	Finishing	120	5	5	66623308313	3157629374955
	Super Finishing	180	5	5	66623308314	3157629374962
<b>70x190mm Plaster Refills</b>	Sanding	120	5	5	66623307341	3157629373699
	Finishing	220	5	5	66623307343	3157629373705

## Self Gripping Foam Block & Refills for Plaster and Wood




For use on small, flat surfaces, the ergonomic design and foam material make sanding easy and comfortable.

Refills are available for sanding wood and plaster. Two types of plaster refills are available: Silicon Carbide grain with anti-clogging No-Fil® layer and a mesh network impregnated with high performance abrasive grains also designed to reduce clogging.

	Sanding Stage	Grit	Pack Contents	Box Quantity	Article No.	Barcode
<b>70x125mm Block Kit</b>		Wood 1x80 1x120 Plaster 1x120	1x Block 3x Abrasive refills	5	66623307326	3157629373347
<b>70x125mm Wood Refills</b>	Stripping	40	5	5	66623307197	3157629376164
	Sanding	80	5	5	66623307198	3157629376171
	Finishing	120	5	5	66623307200	3157629376188
	Super Finishing	180	5	5	66623307202	3157629376195
	Assorted	2x40 3x80 2x120 2x180	1x Block 9x Abrasive refills	20	66623307330	3157629373354
<b>70x125mm Plaster Refills</b>	Sanding	120	5	5	66623307344	3157629373712
	Finishing	220	5	5	66623307346	3157629373729
<b>70x125mm Plaster Refills</b>	Sanding	80	5	5	66623308315	3157629374979
	Finishing	120	5	5	66623307244	3157629376201
	Super Finishing	180	5	5	66623307246	3157629376225
	Assorted	2x80 3x120 2x180 2x240	1x Block 9x Abrasive refills	20	66623307331	3157629373361

# Sanding Blocks

## Self Gripping Dual Purpose Foam Block



A unique product for sanding flat and contoured surfaces. With both sides self gripping, the hard foam side is ideal for sanding flat surface areas, and soft foam side is perfect for curves and contours.

Contains refills for sanding wood and plaster.

	Grit	Pack Contents	Box Quantity	Article No.	Barcode
<b>70x125mm Block Kit</b>	Wood 1x80 1x120 Plaster 1x120	1x Block 3x Abrasive refills	5	66623308280	3157629373415



## Rubber Sanding Block

Can be used with all types of sandpaper sheets or rolls.

Provides a comfortable grip for better sanding control.

Simply tear a suitable size abrasive paper and wrap around the grips to hold in place.



	Pack Contents	Box Quantity	Article No.	Barcode
<b>102x67x29mm</b>	1	10	66623372702	3157629429044



## Cork Sanding Block

For better sanding control and an even surface finish, making sanding quicker and easier.

Can be used with all types of sandpaper.



	Pack Contents	Box Quantity	Article No.	Barcode
<b>109x62x30mm</b>	1	10	66623372704	3157629429051



## Pole Sander

Robust pole sanding head attachment, ideal for comfortable sanding of hard to reach areas such as walls, ceilings and floors.


For use with 115x280mm plaster refill and sanding sheets cut to size.



	Pack Contents	Box Quantity	Article No.	Barcode
<b>230x85mm</b>	1	4	66623372707	3157629429068



## Small Sanding Sponge



Washable and reusable dual grit sponges, ideal for curved and contoured wood surfaces.


Use the Coarse/Medium sponge for stripping and sanding rough and built up surfaces.

Use the Medium/Fine sponge for sanding, finishing and creating a key before painting.



	Sanding Stage	Grit	Pack Contents	Box Quantity	Article No.	Barcode
100x66x26mm 	Stripping Sanding	Coarse Medium	1	5	66623308282	3157629373439
100x66x26mm 	Sanding Finishing	Medium Fine	1	5	66623308281	3157629373422


## Large Sanding Sponge



Ideal for sanding large and contoured surface areas.


Dual Medium/Fine grit for sanding surface imperfections, finishing and creating a key before painting.



	Sanding Stage	Grit	Pack Contents	Box Quantity	Article No.	Barcode
225x75x26mm 	Sanding Finishing	Medium Fine	1	5	66623308283	3157629373262

# Sanding Sponges

## Angled Sanding Sponge




Angled sponge for contoured surfaces, corners and hard to reach areas.

Use the Medium sponge for sanding rough and built up surfaces.

Use the Fine sponge for finishing and creating a key before painting.

	Sanding Stage	Grit	Pack Contents	Box Quantity	Article No.	Barcode
 125x90x26mm	Sanding	Medium	1	5	66623308288	3157629373491
 125x90x26mm	Finishing	Fine	1	5	66623308286	3157629373484

## Dual Angled Sanding Sponge



Washable, reusable dual grit sponges with double angles for corners, contours and hard to reach areas.


Use the Coarse/Medium sponge for stripping and sanding rough or built up surfaces.

Use the Medium/Fine sponge for sanding and finishing and creating a key before painting.

	Sanding Stage	Grit	Pack Contents	Box Quantity	Article No.	Barcode
 126x72x26mm	Stripping Sanding	Coarse Medium	1	5	66623308285	3157629373477
 126x72x26mm	Sanding Finishing	Medium Fine	1	5	66623308284	3157629373453



## Contour Sponge



A flexible, washable and reusable solution for curves and contours. Two product pack.

Use the medium grade sponge for sanding and material removal.

Use the fine grade for finishing and creating a key before painting.

	Sanding Stage	Grit	Pack Contents	Box Quantity	Article No.	Barcode
140x115x5mm	Sanding Finishing	Medium Fine	2	10	66623372709	3157629429082



# Sanding Accessory

## Dust Cloth

Adhesive cloth is ideal for removing dust and particles from a surface, prior to varnishing and painting.



	Pack Contents	Box Quantity	Article No.	Barcode
110x135mm	1	15	66623372708	3157629429075

# 59-80 MACHINE SANDING



- 60** Useful Information
- 64** Delta Sanding Sheets
- 65** Delta Self Grip interfaces
- 66** Multi-Sander Sheets
- 67** Multi-Sander Self Grip interfaces
- 67** Multi-Air® Orbital Sheets
- 70** Orbital Cut Sheets
- 70** Adhesive Adaptor
- 72** Non-Perforated Orbital Cut Sheets
- 73** Self Grip Interfaces Cut Sheets
- 74** Multi-Air® Sanding Discs
- 75** 8 Hole Sanding Discs
- 75** Non-Perforated Sanding Discs
- 76** Anti-Clogging Screenbak Sanding Discs
- 76** Back-Up Pad
- 77** Self Grip Interfaces Discs
- 78** Anti-Clogging Sanding Discs for Dry Wall Sanders
- 79** Cloth Sanding Belts
- 80** Technical Information

# Useful Information

Norton Expert Coated Abrasives for machine sanding are cutting edge technology, high performance products designed to meet the expectations of even the most demanding DIYer. The extensive product line provides an effective sanding solution for each stage of sanding, saving time.

## Understanding the Packaging

Norton Expert logo for professional quality brand recognition

Icon showing the four stages of the sanding process, encourages multiple purchase and maximises basket quantity

Stage of sanding clearly communicated in three languages

Product dimensions, pack quantity, machine type grouped in easy to find area

Surface substrates product can be used on

Article number used for reordering



Multi-Air® logo communicates this product extracts dust and can be used on all machines

Grit number clearly communicated & supported by text description

Product image showing hole configuration and machine

Window exposing product

Explanation of range benefits

Table communicates features and benefits, with application images representing product in use



Products are available for selling in **retail pre-packs** which contain smaller product quantities and are designed for merchandising from hooks on a display unit. The pack quantities and packaging format are ideal for the DIY market.















**Trade packs** contain higher pack quantities, are shrink-wrapped and designed to target higher volume users including semi-professionals within DIY, Hardware, Builders Merchants, Painting and Decorating sectors and Industrial retail.



## Understanding the Range

Using a sequence of sanding grits is key to achieving a perfect finish. Norton Expert has developed a unique abrasive formula for beautiful results at each stage of sanding:

Stage	Grit	Description
 <b>Heavy Stripping</b>		<p>Strong and robust, Heavy Stripping products are suitable for applications requiring high material removal. The unique self sharpening NorZon® grain has millions of small, sharp edged crystals which fracture, producing new sharp edges, for an unrivalled and long lasting high material removal rate.</p> 
 <b>Rough Sanding</b>		<p>Removing stubborn layers of wood, paint and metal, residues and small imperfections, Rough Sanding is manufactured from high performance aluminium oxide and ideal for intermediate sanding work.</p> 
 <b>Light Sanding</b>		<p>Use for smoothing the surface after rough sanding, the aluminium oxide grain makes Light Sanding perfect to use before and between coats.</p> 
 <b>Fine Finishing</b>		<p>For the perfect, paint ready finish, Fine Finishing removes scratches and prepares the final surface finish. The No-Fil® coating provides anti-clogging properties which prevents wood, paint or metal from building up on the sandpaper.</p> 

# Useful Information

## Selecting the Right Product

### FOR DELTA SANDERS



#### Delta Sanding Sheets

Delta sheets are self-gripping so can be changed quickly and easily. They fit most brands of delta sanders and are available in each of the four stages of sanding from Heavy Stripping to Fine Finishing.

### FOR MULTI-SANDERS



#### Multi-Sander Sheets

Self-gripping for quick and easy sheet changing. They fit most brands of detail sanders and are available in each of the four stages of sanding from Heavy Stripping to Fine Finishing and in a variety of sizes and hole configurations.

Also available with an anti-clogging open mesh structure for excellent performance and long life.


### FOR ORBITAL SANDERS

INNOVATION




#### Multi-Air® Orbital Cut Sheets

The new Multi-Air® hole configuration makes product selection easy! Just one product can be used on a number of different machines. The multi hole perforation optimizes dust extraction for cleaner sanding. Available in each of the four stages of sanding, from Heavy Stripping to Fine Finishing for maximum results.



For use with any hole configuration




INNOVATION




#### Universal Self-Grip Adaptor

A unique innovation designed to transform clip fastening machines into self-gripping. A strong adhesive on one side and a self-gripping surface on the other makes this product ideal for use with all Multi-Air® orbital cut sheets.



For use with any hole configuration



#### Perforated Orbital Cut Sheets

Norton Expert offers a range of perforated orbital cut sheets for each of the four stages of sanding from Heavy Stripping to Fine Finishing and in a variety of sizes and hole configurations.



### Non-perforated Orbital Cut Sheets

Norton Expert offers standard cut sheets without holes in each of the four stages of sanding from Heavy Stripping to Fine Finishing.

## FOR ECCENTRIC SANDERS

INNOVATION



### Multi-Air® Sanding Discs

The new Multi-Air® hole configuration makes product selection easy! Just one product can be used on a number of different machines. The multi hole perforation optimizes dust extraction for cleaner sanding. Available in each of the four stages of sanding, from Heavy Stripping to Fine Finishing for maximum results.



For use with any hole configuration



### Paper Sanding Discs

Norton Expert offers a range of self gripping abrasive discs as well as paper discs without holes, both in all four stages of sanding for perfect results every time.



### Anti-clogging Screenbak Sanding Discs

A range of self-gripping abrasive discs available for sanding and finishing. With an anti-clogging open mesh structure for excellent performance and long life.

## FOR DRYWALL SANDERS



### Sanding Discs for Drywall Sanders

A range of self-gripping abrasive discs available for sanding and finishing, for use on 225mm Dry Wall sanders.

## FOR PORTABLE BELT MACHINES




### Cloth Belts

A wide variety of belt dimensions are available for a number of sanding applications. From 8x454mm to 100x610mm – there's a belt for every use. Manufactured from NorZon® abrasive for high performance and excellent material removal. Available in all four sanding stages for perfect results every time.

# For Delta Sanders

## Delta Sanding Sheets



Delta abrasives are self-gripping for quick, easy sheet changing.

Available in standard 95mm to fit most brands of delta sander and in each of the four stages of sanding from Heavy Stripping to Fine Finishing.



PREPACK	Sanding Stage	Grit	Pack Quantity	Box Quantity	Article No.	Barcode
95 x 95 x 95mm 	Heavy Stripping	40	5	5	69957388612	3157625658967
	Rough Sanding	80	5	5	69957388633	3157625659094
	Light Sanding	120	5	5	66254482485	3157629299661
	Fine Finishing	180	5	5	69957388623	3157625659025
TRADE PACK	Sanding Stage	Grit	Pack Quantity	Box Quantity	Article No.	Barcode
95 x 95 x 95mm 	Assorted	4x40	14	5	66254482590	3157629301623
		4x80				
		3x120				
		3x180				





## Protection self-grip interface



Ideal for protecting the self-grip surface on a new back-up pad.



PREPACK	Pack Quantity	Box Quantity	Article No.	Barcode
93 x 93 x 93mm	1	5	69957306510	3157629753866



## Replacement adhesive interface



For use on worn back-up pads.




PREPACK	Pack Quantity	Box Quantity	Article No.	Barcode
93 x 93 x 93mm	1	5	66261156448	3157629744840



# For Multi-Sanders

## Multi-Sander Sheets




Norton Expert detail sanding sheets are self-gripping for quick and easy sheet changing.

Available in each of the four stages of sanding from Heavy Stripping to Fine Finishing and in a variety of sizes and hole configurations.

PREPACK	Sanding Stage	Grit	Pack Quantity	Box Quantity	Article No.	Barcode
95 x 136mm 	Heavy Stripping	40	5	5	66254482427	3157629299081
	Rough Sanding	80	5	5	66254482429	3157629299098
	Light Sanding	120	5	5	66254482432	3157629299104
	Fine Finishing	180	5	5	66254482434	3157629299111
102 x 152mm 	Heavy Stripping	40	5	5	69957396364	3157625740792
	Rough Sanding	80	5	5	69957396367	3157625741409
	Light Sanding	120	5	5	66254482478	3157629299609
	Fine Finishing	180	5	5	69957396372	3157625741423
105 x 175mm 	Heavy Stripping	40	5	5	69957388611	3157625658943
	Rough Sanding	80	5	5	69957388631	3157625659063
	Light Sanding	120	5	5	66254482480	3157629299616
	Fine Finishing	180	5	5	69957388625	3157625659049
TRADE PACK	Sanding Stage	Grit	Pack Quantity	Article No.	Barcode	
102 x 152mm 	Assorted	4x40	14	5	66254482591	3157629301647
		4x80				
		3x120				
		3x180				

## Anti-Clogging Screenbak Multi-Sander Sheets



Norton Expert detail sanding sheets are self-gripping for quick and easy sheet changing.

Available for sanding and finishing and with an anti-clogging open mesh structure for excellent performance and long life.



PREPACK	Sanding Stage	Grit	Pack Quantity	Box Quantity	Article No.	Barcode
102 x 152mm 	Sanding	120	3	5	77696074742	3157629551646
	Finishing	220	3	5	77696074743	3157629551653
105 x 175mm 	Sanding	120	3	5	77696074744	3157629551660
	Finishing	220	3	5	77696074747	3157629551677

## Protection self-grip interface



Ideal for protecting the self-grip surface on a new back-up pad.



PREPACK	Pack Quantity	Box Quantity	Article No.	Barcode
94 x 140mm 	1	5	69957306517	3157629753897
102 x 152mm 	1	5	69957306514	3157629753873
105 x 175mm 	1	5	69957306516	3157629753880


# For Multi-Sanders

## Replacement adhesive interface




For use on worn back-up pads.



PREPACK	Pack Quantity	Box Quantity	Article No.	Barcode
94 x 140mm 	1	5	69957306612	3157629754665
102 x 152mm 	1	5	69957306608	3157629754641
105 x 175mm 	1	5	69957306610	3157629754658

**INNOVATION**

## Multi-Air® Orbital Sheets




The new Multi-Air® hole configuration makes product selection easy! Just one abrasive can be used on a number of different hole configuration machines. Available in each of the four stages of sanding, from Heavy Stripping to Fine Finishing for the best results.

PREPACK	Sanding Stage	Grit	Pack Quantity	Box Quantity	Article No.	Barcode
93 x 185mm 	Heavy Stripping	40	5	5	66254482452	3157629299418
	Rough Sanding	80	5	5	66254482462	3157629299425
	Light Sanding	120	5	5	66254482518	3157629299678
	Fine Finishing	180	5	5	66254482463	3157629299432
115 x 230mm 	Heavy Stripping	40	5	5	66254482533	3157629299821
	Rough Sanding	80	5	5	66254482537	3157629299869
	Light Sanding	120	5	5	66254482520	3157629299692
	Fine Finishing	180	5	5	66254482544	3157629299913
TRADE PACK	Sanding Stage	Grit	Pack Quantity	Box Quantity	Article No.	Barcode
93 x 185mm 	Heavy Stripping	40	14	5	66254482464	3157629299449
	Rough Sanding	80	14	5	66254482465	3157629299456
	Light Sanding	120	14	5	66254482519	3157629299685
	Fine Finishing	180	14	5	66254482466	3157629299463

# For Orbital Sanders




## Self-Gripping Orbital Cut Sheets



High performance orbital sheets are self-gripping for quick and easy sheet changing.

Available in various hole configurations including multi-perforation allowing one product to be used on a number of different machines.

With products for each of the four stages of sanding from Heavy Stripping to Fine Finishing.

PREPACK	Sanding Stage	Grit	Pack Quantity	Box Quantity	Article No.	Barcode
93 x 185mm 	Heavy Stripping	40	5	5	77696074707	3157629551066
	Rough Sanding	80	5	5	77696074721	3157629551509
	Light Sanding	120	5	5	77696074728	3157629551578
	Fine Finishing	180	5	5	77696074714	3157629551431
93 x 185mm 	Heavy Stripping	40	5	5	77696074708	3157629551073
	Rough Sanding	80	5	5	77696074722	3157629551516
	Light Sanding	120	5	5	77696074729	3157629551585
	Fine Finishing	180	5	5	77696074715	3157629551448
93 x 185mm 	Heavy Stripping	40	5	5	77696074709	3157629551080
	Rough Sanding	80	5	5	77696074723	3157629551523
	Light Sanding	120	5	5	77696074730	3157629551592
	Fine Finishing	180	5	5	77696074716	3157629551455

## INNOVATION

## Adhesive Adaptor



PREPACK	Grit	Pack Quantity	Box Quantity	Article No.	Barcode
93 x 185mm 	N/A	1	5	66254482531	3157629299807
115 x 230mm 	N/A	1	5	66254482532	3157629299814



NEW! Converts non-self gripping machines to self gripping. The strong adhesive backing sticks fast to the machine, while the front face has a self gripping surface on which to place the product. The hole configuration is Multi-Air®, allowing the product to be used with any machine.

## Non-Self-Gripping Orbital Cut Sheets



High performance orbital sheets for excellent results on wood, paint and metal.


Available in various hole configurations including multi-perforation allowing one product to be used on a number of different machines.

With products for each of the four stages of sanding from Heavy Stripping to Fine Finishing.

PREPACK	Sanding Stage	Grit	Pack Quantity	Box Quantity	Article No.	Barcode
<b>93 x 230mm</b> 	Heavy Stripping	40	5	5	77696074710	3157629551097
	Rough Sanding	80	5	5	77696074724	3157629551530
	Light Sanding	120	5	5	77696074731	3157629551608
	Fine Finishing	180	5	5	77696074717	3157629551462
<b>93 x 230mm</b> 	Heavy Stripping	40	5	5	77696074711	3157629551103
	Rough Sanding	80	5	5	77696074725	3157629551547
	Light Sanding	120	5	5	77696074732	3157629551615
	Fine Finishing	180	5	5	77696074718	3157629551479
<b>93 x 230mm</b> 	Heavy Stripping	40	5	5	77696074712	3157629551110
	Rough Sanding	80	5	5	77696074726	3157629551554
	Light Sanding	120	5	5	77696074733	3157629551622
	Fine Finishing	180	5	5	77696074719	3157629551486
<b>115 x 280mm</b> 	Heavy Stripping	40	5	5	77696074713	3157629551424
	Rough Sanding	80	5	5	77696074727	3157629551561
	Light Sanding	120	5	5	77696074735	3157629551639
	Fine Finishing	180	5	5	77696074720	3157629551493

# For Orbital Sanders

## Non-perforated Orbital Cut Sheets



High performance orbital sheets without holes for excellent results on wood, paint and metal. Available in each of the four stages of sanding from Heavy Stripping to Fine Finishing.

PREPACK	Sanding Stage	Grit	Pack Quantity	Box Quantity	Article No.	Barcode
93 x 230mm	Heavy Stripping	40	8	5	69957388461	3157625656291
	Rough Sanding	80	8	5	69957388493	3157625657465
	Light Sanding	120	8	5	66254482481	3157629299623
	Fine Finishing	180	8	5	69957388466	3157625657366
115 x 280mm	Heavy Stripping	40	8	5	69957388462	3157625657304
	Rough Sanding	80	8	5	69957388495	3157625657489
	Light Sanding	120	8	5	66254482483	3157629299654
	Fine Finishing	180	8	5	69957388467	3157625657373
TRADE PACK	Sanding Stage	Grit	Pack Quantity	Box Quantity	Article No.	Barcode
93 x 230mm	Assorted	4x40	14	5	66254482592	3157629301654
		4x80				
		3x120				
		3x180				







## Protection self-grip interface



Ideal for protecting the self-grip surface on a new back-up pad.





PREPACK	Pack Quantity	Box Quantity	Article No.	Barcode
93 x 185mm 	1	5	69957306518	3157629753903
115 x 230mm 	1	5	69957306519	3157629753910

## Replacement adhesive interface



For use on worn back-up pads.




PREPACK	Pack Quantity	Box Quantity	Article No.	Barcode
93 x 185mm 	1	5	69957306614	3157629754672
115 x 230mm 	1	5	69957306617	3157629754689

# For Eccentric Sanders

INNOVATION


## Multi-Air® Sanding Discs



The new Multi-Air® hole configuration is designed to fit all machine types. The multi-hole perforation is ideal for maximum dust extraction and makes product selection quicker and easier - one product fits all machines.

PREPACK	Sanding Stage	Grit	Pack Quantity	Box Quantity	Article No.	Barcode
Ø125mm	Heavy Stripping	40	5	5	66254482535	3157629299845
	Rough Sanding	80	5	5	66254482540	3157629299883
	Light Sanding	120	5	5	66254482522	3157629299715
	Fine Finishing	180	5	5	66254482548	3157629299944
Ø150mm	Heavy Stripping	40	5	5	66254482534	3157629299838
	Rough Sanding	80	5	5	66254482539	3157629299876
	Light Sanding	120	5	5	66254482521	3157629299708
	Fine Finishing	180	5	5	66254482547	3157629299937
TRADE PACK	Sanding Stage	Grit	Pack Quantity	Box Quantity	Article No.	Barcode
Ø125mm	Heavy Stripping	40	14	5	66254482536	3157629299852
	Rough Sanding	80	14	5	66254482542	3157629299906
	Light Sanding	120	14	5	66254482523	3157629299722
	Fine Finishing	180	14	5	66254482549	3157629299951
	Assorted	4x40 4x80 3x120 3x180	14	5	66254482594	3157629301715
Ø150mm	Heavy Stripping	40	14	5	66254491116	3157629309339
	Rough Sanding	80	14	5	66254491118	3157629309346
	Light Sanding	120	14	5	66254491123	3157629309421
	Fine Finishing	180	14	5	66254491124	3157629309438
	Assorted	4x40 4x80 3x120 3x180	14	5	66254491133	3157629309551

## 8 Hole Sanding Discs




A range of self-gripping abrasive discs with an 8 hole configuration to fit most brands of eccentric sander.

Available in each of the four stages of sanding for perfect results every time.



PREPACK	Sanding Stage	Grit	Pack Quantity	Box Quantity	Article No.	Barcode
Ø115mm 	Heavy Stripping	40	5	5	66254482467	3157629299487
	Rough Sanding	80	5	5	66254482468	3157629299494
	Light Sanding	120	5	5	66254482524	3157629299739
	Fine Finishing	180	5	5	66254482469	3157629299517
Ø125mm 	Heavy Stripping	40	5	5	69957388599	3157625658691
	Rough Sanding	80	5	5	69957388640	3157625659179
	Light Sanding	120	5	5	66254495289	3157629332429
	Fine Finishing	180	5	5	69957388618	3157625658974

## Non-perforated Sanding Discs




A range of self-gripping abrasive discs without holes available in each of the four stages of sanding for perfect results every time.



PREPACK	Sanding Stage	Grit	Pack Quantity	Box Quantity	Article No.	Barcode
Ø125mm 	Heavy Stripping	40	5	5	66261082767	3157629044728
	Rough Sanding	80	5	5	66261082768	3157629044735
	Light Sanding	120	5	5	66254482526	3157629044746
	Fine Finishing	180	5	5	66261082771	3157629044759

# For Eccentric Sanders

## Anti-Clogging Screenbak Sanding Discs



A range of self-gripping abrasive discs available for sanding and finishing.

With an anti-clogging open mesh structure for excellent performance and long life.

PREPACK	Sanding Stage	Grit	Pack Quantity	Box Quantity	Article No.	Barcode
Ø125mm 	Sanding	120	3	5	77696074748	3157629551691
	Finishing	220	3	5	77696074752	3157629551707
Ø150mm 	Sanding	120	3	5	77696074753	3157629551714
	Finishing	220	3	5	77696074754	3157629551721

## Back-up Pad for angle grinders



PREPACK	Grit	Pack Quantity	Box Quantity	Article No.	Barcode
Ø125mm 	N/A	1	5	66261086670	3157629117699



## Protection self-grip interface



Ideal for protecting the self-grip surface on a new back-up pad.



PREPACK	Pack Quantity	Box Quantity	Article No.	Barcode
Ø125mm	1	5	69957306521	3157629754535



## Replacement adhesive interface



For use on worn back-up pads.



PREPACK	Pack Quantity	Box Quantity	Article No.	Barcode
Ø125mm	1	5	66261156436	3157629744826



# For Drywall Sanders

## Anti-Clogging Screenbak Sanding Discs



A self-gripping abrasive disc available for heavy sanding, sanding and finishing, for use on a drywall sander.

With an anti-clogging open mesh structure for excellent performance and long life.



PREPACK	Sanding Stage	Grit	Pack Quantity	Box Quantity	Article No.	Barcode
	Heavy Sanding	80	3	5	63642544736	3157629605868
	Sanding	120	3	5	63642544737	3157629605875
	Finishing	220	3	5	63642544752	3157629605882
	Sanding	120	3	5	77696074755	3157629551738
	Finishing	220	3	5	77696074756	3157629551745

## Anti-Clogging Sanding Discs




A self-gripping anti-clogging sanding disc for perfect results when sanding plaster and filler.

For use on 225mm drywall sander.



PREPACK	Sanding Stage	Grit	Pack Quantity	Box Quantity	Article No.	Barcode
	Sanding	120	3	5	63642544157	3157629605332
	Finishing	180	3	5	63642544161	3157629605349

## Cloth Sanding Belts







A wide variety of belt dimensions are available from 8x454mm to 100x610mm - there's a belt for every application.

High performance NorZon® abrasive ensures a fast cutting action & high material removal.

Norton Expert belts are reversible so can be used both ways on the machine.



PREPACK	Sanding Stage	Grit	Pack Quantity	Box Quantity	Article No.	Barcode
8 x 454mm 	Assorted	2x50	4	6	66254410930	3157629226988
		2x80				
13 x 454mm 	Assorted	2x50	4	6	66254497674	3157629337394
		2x80				
13 x 454mm 	Heavy Stripping	36	4	5	63642570475	3157623885921
	Rough Sanding	50	4	5	63642519317	3157623885945
	Light Sanding	80	4	5	63642519320	3157623917356
	Fine Finishing	120	4	5	63642519318	3157623885969
64 x 356mm 	Heavy Stripping	36	2	3	66623384806	3157629505625
	Rough Sanding	50	2	3	66623384808	3157629505632
	Light Sanding	80	2	3	66623384810	3157629505649
	Fine Finishing	120	2	3	66623384811	3157629505656
75 x 457mm 	Heavy Stripping	36	2	3	63642570440	3157623885372
	Rough Sanding	50	2	3	63642570452	3157623885587
	Light Sanding	80	2	3	63642570461	3157623885709
	Fine Finishing	120	2	3	63642570477	3157623886034
75 x 533mm 	Heavy Stripping	36	2	3	63642570444	3157623885488
	Rough Sanding	50	2	3	63642570454	3157623885600
	Light Sanding	80	2	3	63642570463	3157623885723
	Fine Finishing	120	2	3	63642570471	3157623885839
100 x 560mm 	Heavy Stripping	36	2	3	63642570447	3157623885518
	Rough Sanding	50	2	3	63642519311	3157623885648
	Light Sanding	80	2	3	63642519313	3157623885754
	Fine Finishing	120	2	3	63642519315	3157623885877
100 x 610mm 	Heavy Stripping	36	2	3	63642570448	3157623885525
	Rough Sanding	50	2	3	63642570457	3157623885655
	Light Sanding	80	2	3	63642570466	3157623885761
	Fine Finishing	120	2	3	63642570474	3157623885884

# Technical Information

## What is a Coated Abrasive?

Coated abrasives are generally used for sanding, deburring, scouring, polishing, and finishing applications. They are manufactured in a wide variety of forms, types, and dimensions. However, all coated abrasive products consist of the same specific components, which are: abrasive grain, backing material, and bond. Varying each of these components helps give each abrasive product unique qualities that make it suitable to specific applications.

## Norton Expert Abrasive Grains

### Aluminium Oxide

A tough grain, characterised by a cool cut, long life and the ability to fracture under pressure, producing new cutting edges. Well adapted to stripping, sanding and finishing applications on all types of wood, paint and metal.

### Zirconia Alumina

A mix of Aluminium Oxide and Zircon, NorZon grain is self sharpening, breaking down over time and regenerating its sharp cutting edges providing long life when sanding. Manufacturing at high temperatures produces a much harder grain, a key requirement when cutting through tough material such as wood and metal.

### Screenbak Abrasive

An innovative mesh network impregnated with high performance abrasive grains reduces clogging whilst stripping or sanding plaster surfaces, and can be used on both sides for longer product life.

### Ceramic Abrasive

Due to the consistent fracture properties in the grain, ceramic abrasive is the hardest and sharpest grain used in coated abrasives, making it ideal for finishing and plaster applications. This, combined with a No-Fil® coating provides maximum performance, load resistance and long product life.

## Backing Material

The backing material must be smooth enough to allow a uniform application of adhesive coating, strong enough to withstand sanding pressures and, where necessary, flexible enough to conform to the contours of the work piece. Norton Expert uses the following backing types:

### Paper

Weight of paper influences the product characteristics, lighter paper is more flexible and heavier paper is stronger and less likely to tear.

### Cloth

Cloth gives great durability and flexibility offering resistance to tearing, and tolerating continual bending and flexing during use. Cloth backed products are only used for dry sanding operations and are ideal for heavy material removal.

## Storage Conditions

Coated abrasives should be stored in dry frost free conditions. They should be kept away from cold and damp, and not be exposed to high temperature variations or direct sunlight.

Excessively dry or humid storage may cause deformation.

## Safety in Use

All coated abrasives should be handled carefully. Safety goggles, safety gloves, dust masks should be worn.

Safety instructions provided by machine manufacturers must be followed. Make sure the abrasive is suitable for the application before use. No modifications should be made to the product.





# 81-92 WIRE BRUSHES AND POLISHING ACCESSORIES






























- 82** Useful Information
- 84** Wire Brushes for Angle Grinders
- 85** Wire Brushes for Drills
- 86** Wire Brushes for Drills and Bench Grinders

- 87** Nylon Brushes for Drills
- 89** Polishing Accessories
- 91** Hand Brushes

# Useful Information

Norton Expert offers a range of Wire Brushes and Polishing Accessories, providing a complete abrasive solution. Steel wire brushes used for stripping and cleaning metal are available for drills, angle grinders, straight grinders and bench grinders. Nylon brushes impregnated with silicon carbide are used for stripping and cleaning wood. Coarse brushes contain a high volume of silicon carbide for aggressive, stripping, whilst the finer brushes for cleaning applications have less.

## Selecting the Right Product

For Metal		For Wood		For Polishing	
<b>Twist Knotted Wheel Brush</b> 	Used for stripping and deburring metal, rust and removing welds. Use on drills and angle grinders.	<b>Wheel Brush Coarse</b> 	Perfect for stripping varnished, old and painted wood. Use on most types of drill for hard to reach areas.	<b>Felt Polishing Wheel</b> 	Use for polishing steel, glass, marble and natural stone, available in three sizes for small to large surface areas.
<b>Crimped Wheel Brush 0.30mm wire</b> 	Perfect for stripping and deburring metal, rust and corrosion. Use with drills and straight grinders.	<b>Wheel Brush Fine</b> 	Perfect for cleaning bare and stained wood. Use on most types of drill for hard to reach areas.	<b>Cloth Polishing Disc</b> 	Used for gloss polishing steel, stainless steel, brass, aluminium and copper. Use with a compound for prepolishing brass, aluminium, copper and plastic.
<b>Crimped Wheel Brush 0.20mm wire</b> 	Perfect for cleaning tarnished and dirty metal and light rust removal. Use with drills and straight grinders.	<b>Cup Brush Coarse</b> 	Perfect for stripping varnished, old and painted wood. Use on most types of drill for large surface areas.	<b>Felt Cup Polisher</b> 	Use for polishing steel, glass, marble and natural stone.
<b>Twist Knotted Cup Brush 0.50mm wire</b> 	Ideal for deburring and stripping large surface areas of metal, heavy rust and welds. Use on angle grinders.	<b>Cup Brush Fine</b> 	Perfect for cleaning bare and stained wood. Use on most types of drill for large surface areas.	<b>Lambs wool Polishing Discs</b> 	For final polishing, to achieve the perfect surface finish. Use on car body work, paint and lacquer for a high gloss finish.
<b>Crimped Cup Brush 0.30mm wire</b> 	Perfect for stripping metal, rust and corrosion on large surface areas. Use on angle grinders and drills.	<b>End Brush Coarse</b> 	Small 25mm brush for stripping small areas and crevices. Use on most types of drill.	<b>Polishing Compound Block</b> 	Used to accompany a polishing wheel or disc to produce a high gloss finish on metal and plastic surfaces.
<b>Crimped Cup Brush 0.20mm wire</b> 	Perfect for cleaning tarnished and dirty metal and light rust removal. Use on most types of drills.	<b>End Brush Fine</b> 	Small 25mm brush for cleaning small areas and crevices. Use on most types of drill.		
<b>Crimped End Brush 0.30mm wire</b> 	Small 25mm brush ideal for tight corners and hard to reach areas. Use with drills.				
<b>Crimped Wire Wheel Brush</b> 	Ideal for stripping and deburring metal. For use with bench grinders.				
<b>High speed crimped brush</b> 	High RPM and double wire layer ideal for aggressive cleaning of rust and corrosion. For use with drills.				
<b>Hand Brushes</b>					
		<b>Yellow handle steel wire</b> 	Use the yellow plastic hand brush for stripping wood.	<b>Wooden handle brush 0.30mm</b> 	Wooden handled brush with four rows of brass wire for stripping wood surfaces.
		<b>Red handle brass wire</b> 	Use the red plastic hand brush for stripping metal.	<b>Wooden handle brush 0.35mm</b> 	Wooden handled brush with three rows of wire for stripping metal surfaces.
		<b>Shaped brush</b> 	The shaped hand brush can be used for cleaning rust and corrosion from metal surfaces.	<b>Spark plug brush</b> 	For cleaning spark plugs.
		<b>Wooden handle brush 0.35mm</b> 	Wooden handled brush with four rows of steel wire for cleaning metal surfaces.		

## Understanding the Packaging

Norton Expert professional quality brand recognition

Main image showing brush shape, stage of use, area to use on and machine to use

Colour coded packaging aids product identification

Clear product dimensions, machine type, speed, size and type of brush in an easy to find area

Article number for reordering



Brush and machine type

Directions for use

Substrate pictos supported by text

Usage advice

Max RPM

Window exposing product

## Understanding the Range

### The range includes:

#### Stripping

For heavy removal of rust, paint, burs and general cleaning.

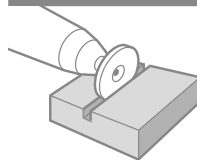
#### Cleaning

For smoothing and removal of light rust, paint and burs.

#### Polishing

For polishing and finishing metal, plastic, glass, marble and stone surfaces.

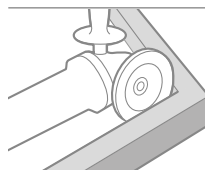
### Application guide



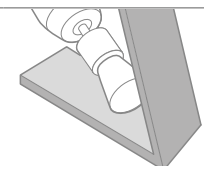
1 / Wheel brush for grooves and tight areas.



2 / Cup brush for large flat surfaces.



3 / Bevel brush for edges and corners.



4 / End brush for hard to reach areas.

## Brush Types Available



# Wire brushes for angle grinders

## Stripping Metal Twist Knotted Wheel Brush



Used for stripping and deburring metal and rust and removing welds from corners and hard to reach areas.

Max RPM	Product Diameter	Application	Wire Diameter	Box Quantity	Article No.	Barcode
12500	115mm	Stripping	0.50mm	2	66254432949	3157629272954



## Stripping Metal Twist Knotted Cup Brush




Used for stripping and deburring metal and rust and removing welds from large surface areas.

Max RPM	Product Diameter	Application	Wire Diameter	Box Quantity	Article No.	Barcode
12500	65mm	Stripping	0.50mm	2	66254432975	3157629273135
	75mm	Stripping	0.50mm	2	66254432982	3157629273166



## Cleaning Metal Crimped Cup Brush



Perfect for cleaning large areas of tarnished, dirty metal and light rust.

Max RPM	Product Diameter	Application	Wire Diameter	Box Quantity	Article No.	Barcode
12500	65mm	Cleaning	0.30mm	2	66254432991	3157629273241
	75mm	Cleaning	0.30mm	2	66254432993	3157629273258



## Stripping Metal Crimped End Brush




Small 25mm brush with 6mm shank, ideal for stripping rust, corrosion, painted metal and removing welds from tight corners and hard to reach areas.



Max RPM	Product Diameter	Application	Wire Diameter	Box Quantity	Article No.	Barcode
6000	25mm	Stripping	0.30mm	5	66254432947	3157629272947



## Stripping & Cleaning Metal Crimped Cup Brush



Brushes with wire diameter 0.30mm are used for stripping rust and corrosion, painted metal and weld removal.

Brushes with 0.20mm diameter wire are perfect for cleaning tarnished, dirty metal and light rust.


All brushes have a 6mm shank fixing for all drill types and are for use on large surface areas.



Max RPM	Product Diameter	Application	Wire Diameter	Box Quantity	Article No.	Barcode
4500	50mm	Stripping	0.30mm	5	66254433021	3157629273364
	75mm	Stripping	0.30mm	5	66254432944	3157629272923
	50mm	Cleaning	0.20mm	5	66254464892	3157629274002
	75mm	Cleaning	0.20mm	5	66254464893	3157629274019



## Stripping & Cleaning Metal Crimped Wheel Brush



Brushes with wire diameter 0.30mm are used for stripping rust and corrosion, painted metal and weld removal.

Brushes with 0.20mm diameter wire are perfect for cleaning tarnished, dirty metal and light rust.

All brushes have a 6mm shank fixing for all drill types and are for use on large surface areas.



Max RPM	Product Diameter	Application	Wire Diameter	Box Quantity	Article No.	Barcode
12500	50mm	Stripping	0.30mm	5	66254433012	3157629273326
	75mm	Stripping	0.30mm	5	66254433018	3157629273333
	100mm	Stripping	0.30mm	5	66254433020	3157629273357
	50mm	Cleaning	0.20mm	5	66254464889	3157629273975
	75mm	Cleaning	0.20mm	5	66254464890	3157629273982
	100mm	Cleaning	0.20mm	5	66254464891	3157629273999



# Wire brushes for drills and bench grinders

## Stripping Metal High Speed Twist Knotted Wheel Brush



The twisted wire structure and high RPM make this brush extremely aggressive and ideal for heavy stripping and deburring of metal, rust and removing welds from corners and hard to reach areas.

The 6mm shank fits all drill types.

Max RPM	Product Diameter	Application	Wire Diameter	Box Quantity	Article No.	Barcode
20000	75mm	Stripping	0.50mm	5	66254432951	3157629272961



## Cleaning Metal High Speed Crimped Wheel Brush



The high RPM and double wire layer are ideal for aggressive cleaning on tarnished, dirty metal, rust and corrosion from corners and hard to reach areas.

The 6mm shank fits all drill types.

Max RPM	Product Diameter	Application	Wire Diameter	Box Quantity	Article No.	Barcode
15000	50x17mm	Cleaning	0.30mm	5	66254432953	3157629272978



## Stripping Metal Crimped Wheel Brush




Brushes with 0.30mm diameter wire are perfect for cleaning tarnished, dirty metal and light rust.

Max RPM	Product Diameter	Application	Wire Diameter	Box Quantity	Article No.	Barcode
6000	125mm	Stripping	0.30mm	2	66623314256	3157629383896
	150mm	Stripping	0.30mm	2	66254432954	3157629272985



# Nylon brushes for drills

## Stripping & Cleaning Wood Nylon Wheel Brush



Coarse brushes are ideal for tough applications, stripping varnished, old and painted wood.


Use fine brushes for semi-finishing on bare and stained wood.

The 6mm shank fits all drill types. Use brushes for corners and hard to reach areas.

Max RPM	Product Diameter	Application	Grade	Box Quantity	Article No.	Barcode
4500	75mm	Stripping	Coarse	5	66254432957	3157629273012
	100mm	Stripping	Coarse	5	66254432961	3157629273043
	75mm	Cleaning	Fine	5	66254432959	3157629273036
	100mm	Cleaning	Fine	5	66254432967	3157629273067



## Stripping & Cleaning Wood Nylon Cup Brush



Coarse brushes are ideal for tough applications stripping varnished, old and painted wood.

Use fine brushes for semi-finishing on bare and stained wood.


The 6mm shank fits all drill types. Use brushes for large surface areas.

Max RPM	Product Diameter	Application	Grade	Box Quantity	Article No.	Barcode
4500	50mm	Stripping	Coarse	5	66254432970	3157629273081
	75mm	Stripping	Coarse	5	66254432972	3157629273104
	50mm	Cleaning	Fine	5	66254432971	3157629273098
	75mm	Cleaning	Fine	5	66254432973	3157629273111



# Nylon brushes for drills

## Stripping & Cleaning Wood Nylon End Brush



The coarse 25mm brush can be used for stripping varnished, old and painted wood.

The fine 25mm brush is ideal for cleaning bare and stained wood.

The 6mm shank fits all drill types. Use brushes for corners and hard to reach areas.

Max RPM	Product Diameter	Application	Grade	Box Quantity	Article No.	Barcode
4500	25mm	Stripping	Coarse	5	66254432974	3157629273128
	25mm	Cleaning	Fine	5	66254432976	3157629273142





# Polishing wheels for drills

## Felt Cup Polisher



Ideal for polishing steel, glass, marble and natural stone surfaces.

For use with drills and can be used with or without polishing compound.

The 6mm shank fits all drill types.

Diameter	Sanding Stage	Box Quantity	Article No.	Barcode
----------	---------------	--------------	-------------	---------



75mm	Polishing	5	66623314265	3157629384657
------	-----------	---	-------------	---------------

## Felt Polishing Wheel



Ideal for polishing steel, glass, marble and natural stone surfaces.

Can be used with or without a polishing compound and available in three different sizes.

The 6mm shank fits all drill types.

Diameter	Sanding Stage	Box Quantity	Article No.	Barcode
----------	---------------	--------------	-------------	---------



75mm	Polishing	5	66623314268	3157629384671
------	-----------	---	-------------	---------------

100mm	Polishing	5	66623314266	3157629384664
-------	-----------	---	-------------	---------------

## Cloth Polishing Wheel



Can be used for gloss polishing on steel, stainless steel, brass, aluminium and copper.

Use with a compound for prepolishing brass, copper, aluminium and plastic.

The 6mm shank fits all drill types.


Diameter	Sanding Stage	Box Quantity	Article No.	Barcode
----------	---------------	--------------	-------------	---------



100mm	Polishing	5	66623314258	3157629383902
-------	-----------	---	-------------	---------------


# Polishing wheels for drills and angle grinders

## Lambswool Polishing Wheel




For final polishing, to achieve the perfect surface finish.

Perfect for buffing and polishing. Made with natural fibres to quickly achieve a high shine on car body work, paint and lacquer.



	Diameter	Sanding Stage	Box Quantity	Article No.	Barcode
	125mm	Polishing	5	66623314259	3157629383919

## Polishing Compound



Used to accompany a polishing wheel or disc the cleaning compound helps to remove dirt from metal surfaces.


The polishing compound provides a high gloss finish on metal and wood surfaces.

	Sanding Stage	Box Quantity	Article No.	Barcode
	Cleaning	5	66623314260	3157629384626
	Polishing	5	66623314261	3157629384633



Ideal for simple material removal applications on small surfaces or hard to reach areas.

## Stripping Wood & Metal



The yellow plastic hand brush can be used for stripping wood.

Use the red plastic hand brush for stripping metal.

Both brushes have a single layer of wire for use on intricate areas.

Description	Application	Box Quantity	Article No.	Barcode
Red handle - steel wire	Stripping	10	66623319858	3157629397169
Yellow handle - brass wire	Stripping	10	66623319860	3157629397176


## Cleaning Metal



With 4 rows of wire, the shaped hand brush can be used for cleaning rust and corrosion from metal surfaces.

Description	Application	Box Quantity	Article No.	Barcode
Shaped brush	Cleaning	10	66623319866	3157629397947

## Stripping & Cleaning Wood & Metal




Wooden handled brush with four rows of steel wire for cleaning metal surfaces.

Wooden handled brush with four rows of brass wire for stripping wood surfaces.

Description	Application	Box Quantity	Article No.	Barcode
Steel wire 0.35mm - metal	Cleaning	10	66623319867	3157629397954
Brass wire 0.30mm - wood	Stripping	10	66623319868	3157629397961

# Hand Brushes

## Stripping Metal



Wooden handled brush with three rows of wire for stripping metal surfaces.

Description	Application	Box Quantity	Article No.	Barcode
Steel wire - 0.35mm	Stripping	10	66623319870	3157629397978

## Cleaning Metal



Spark Plug brush with long wooden hand and short wire for cleaning spark plugs.

Description	Application	Box Quantity	Article No.	Barcode
Brass wire	Cleaning	10	66623319871	3157629397985

# 93-98 SHARPENING STONES



- 94** Useful Information
- 96** Dual Sharpener
- 96** Curved Blade Sharpener
- 96** Handy Sharpener

- 96** Garden Tool Sharpener
- 97** Small Tool Sharpener
- 97** Knife Sharpener
- 98** Technical information

# Useful Information

Norton Expert Sharpening Stones are high performance products for different blade sharpening needs in the home, garden or workshop. The high performance grain from which the stones are made ensures excellent metal sharpening with minimal grinding pressure.

## Knife Sharpener

A unique innovative Norton Expert accessory for any kitchen. The Knife Sharpener is extremely effective and can increase the performance of all types of kitchen knives. It is also easy to use and compact for convenient storage in any kitchen drawer.



## Sharper Finish

All Norton Expert Sharpening Stones are manufactured from high performance abrasive grain for a longer lasting, sharper finish.



# Understanding the Packaging

Icon to highlight the sharper finish

Norton Expert logo for professional quality brand recognition

Clear communication of application

Main image showing the sharpener in use

Additional images showing other relevant blades

Grade description

Product code for product reordering



How the product should be used













Features and benefits of each product

Usage instructions show how to sharpen

Range statement

Safety symbols & recycling information

## Selecting the Right Product

Sharpening Stone	Application	Use
Dual Sharpener	 	Ideal for all household and garden knives, blades and tools.
Curved Blade Sharpener	 	Ideal for all household and garden knives, blades and tools with curved edges.
Handy Sharpener	 	Ideal for all household knives, blades and tools.
Garden Tool Sharpener	 	For all garden knives, blades and tools.
Small Tool Sharpener	 	Can be used on all small knives, utility blades and tools.
Knife Sharpener	 	For sharpening all types of kitchen knives.

# For household and garden tools

## Dual Sharpener

The Dual Sharpener combines a coarse and fine aluminium oxide grain to provide a strong, keen, long lasting edge on all types of kitchen and garden tools.



Dimensions	Grade	Pack Quantity	Box Quantity	Article No.	Barcode
125 x 50 x 19mm	Coarse/Fine	1	5	7660717599	3157620460688

## Curved Blade Sharpener

The rounded edge of the Curved Blade sharpener is ideal for sharpening and honing bead planers, curved knives and tools and wood gouges.



Dimensions	Grade	Pack Quantity	Box Quantity	Article No.	Barcode
115 x 45 x 10mm	Medium	1	5	7660718327	3157620585091

## Handy Sharpener

The Handy Sharpener has an ergonomic handle for comfortable, easy use. The shape of the stone conforms to all flat and curved cutting edges.



Dimensions	Grade	Pack Quantity	Box Quantity	Article No.	Barcode
190 x 15mm	Fine	1	5	7660717592	3157620453819

## Garden Tool Sharpener

Ideal for all large garden and workshop tools, including shears, sickles and scythes, silicon carbide grain in this stone is designed to quickly restore worn out tools for maximum sharpness and quick results.



Dimensions	Grade	Pack Quantity	Box Quantity	Article No.	Barcode
240 x 35 x 13mm	Medium	1	5	7660718322	3157620453604



# For household and garden tools

## Small Tool Sharpener

This sharpening stone can be used on all small home and garden tools including nail scissors and secateurs. The small dimensions mean it can be carried and stored easily and the aluminium oxide grain provides long lasting sharpness.



Dimensions	Grade	Pack Quantity	Box Quantity	Article No.	Barcode
6 x 19 x 100mm	Medium	1	5	7660718323	3157620453703

## Knife Sharpener

A unique innovation, this compact, easy to use rolling wheel sharpener has two slots, to sharpen each side of the blade, with a built-in proper angle for sharpening.



Dimensions	Grade	Pack Quantity	Box Quantity	Article No.	Barcode
35 x 45mm	Medium	1	12	66243530493	3157625595866

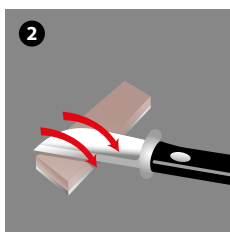
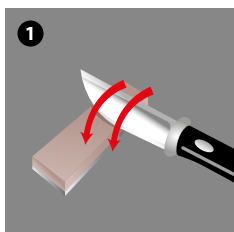
# Technical Information

## Safety When Using Sharpening Stones

Sharpening Stones are very effective when used correctly. Following these simple guidelines will make sure that you use them safely and effectively.

### Sharpening blades, knives, and other tools

There is nothing more impractical than a dull blade. With these simple steps you can restore their sharpness easily and safely.



#### Step 1

Place knife or blade diagonally across stone and tilt heel of blade 15 – 35° to meet factory bevel angle.

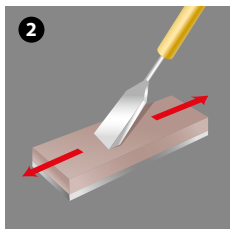
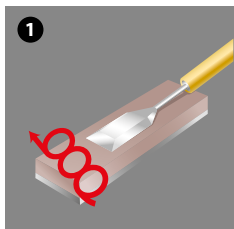
#### Step 2

Holding wrists rigid, draw across and down from heel to tip of knife blade.

#### Step 3

Alternate blade sides until sharp. Do not be overly concerned about the grinding angle, but do control the consistency of the angle throughout the sharpening.

### Sharpening Chisels



#### Step 1

First flatten the face by guiding blade across stone length using long, oval strokes until you have a uniform surface and finish.

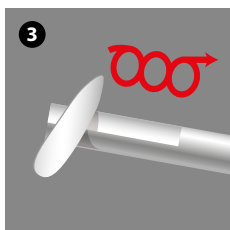
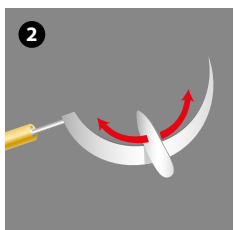
#### Step 2

Establish the angle of the bevel. Holding wrists rigid, move the blade forward down the length of the stone using the whole stone width, applying pressure only in the forward motion.

#### Step 3

Remove excess by lightly stroking the stone against the cutting edge of the chisel.

### Sharpening Curved General Tools



#### Step 1

Clamp tool handle in vice or hold by the handle.

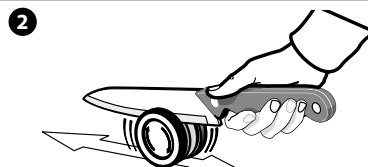


#### Step 2

Apply stone at an angle parallel with bevel edge.

#### Step 3

Stroke in small circular motions on one side of the blade and then the other.

### Knife Sharpener



#### Step 1

Place the sharpener on a flat surface and position the knife's edge against the stone at a 45° angle, as shown in the diagram.

#### Step 2

Apply slight pressure, move the knife back and forth in a saw-like movement, so that the knife's cutting edge slides on the stone. Allow the sharpener to roll freely during this operation. Repeat the motion 10 to 15 times on each side of the cutting edge.

#### Step 3

To obtain a cutting edge similar to that of a blade follow the above steps and then slide each side of the blade two more times, this time applying less pressure with a very gentle motion.

---

---

---

---

---

---

---

---

---

---

---

---

---

---

---

---

---

---

---

---

---

---

---

---

---

---

---

---

---

---

---

---

# Notes

---

A series of horizontal dotted lines for writing notes.

---

# Notes

---

A series of horizontal dotted lines for writing notes.

# Index

## A

Adhesive Adaptor .....	70
Anti-Clogging Sanding Discs .....	76, 78

## B

Back-up pad .....	76
-------------------	----

## C

Cloth Sanding Belts .....	79
Cutting-off Wheels .....	13
- 1-2-3 Multi-Purpose .....	21
- 3-in-1 .....	17
- Multi-Purpose .....	17
- Steel-Inox .....	18, 19, 20, 21, 22, 23
- Stone .....	18, 19, 20, 22
- Safety Advice .....	25-26
- Selecting the Right Product .....	16
- Technical Information .....	24-26
- Troubleshooting Guide .....	24
- Understanding the Packaging .....	15
- Understanding the Range .....	15
Curved Blade Sharpener .....	96

## D

Diamond Blades .....	27
- Building Materials – General Purpose .....	30
- Ceramic & Porcelain Tiles .....	31
- Concrete & Reinforced Concrete .....	31
- Selecting the Right Product .....	29
- Technical Information .....	32-33
- Understanding the Range .....	28
- Understanding the Packaging .....	29
Delta Sanding Sheets .....	64
Dual Sharpener .....	96
Dust Free Sanding Kit & Refills .....	47
Dust Free Sanding Kit & Refills for Plaster & Wood .....	48
Dust Free Delta Sanding Kit & Refills .....	49

## F

Felt Polishing Wheel .....	89
----------------------------	----

## G

Grinding Wheels .....	
- 1-2-3 Multi-Purpose .....	21
- 3-in-1 Wheel .....	17
- Steel-inox .....	20
- Stone .....	20
Garden Tool Sharpener .....	92

## H

Habitat Centre of Excellence .....	10
Hand Sanding .....	35
- Useful Information .....	36
- Understanding the Range .....	37
- Selecting the Right Product .....	38-42
Hand Sanding Sheets .....	43
- Multi-Purpose .....	43
- Wood .....	44
- Plaster .....	45
- Waterproof .....	46
- Emery Cloth .....	46
Handy Sharpener .....	96
How to use this Catalogue .....	12
How to Order .....	12

## K

Knife Sharpener .....	97
-----------------------	----

## L

Lambswool Polishing Wheel .....	90
Large Sanding Kit for Plaster & Wood .....	51

## M

Machine Sanding .....	59
- Understanding the Packaging .....	60
- Understanding the Range .....	61
- Selecting the Right Product .....	62-63
Medium Sanding Kit for Plaster & Wood .....	51
Multi-Air® Orbital Sheets .....	69
Multi-Air® Sanding Discs .....	74
Multi-Sanding Sheets .....	66

## N

Non-perforated Orbital Cut Sheets .....	72
Non-perforated Sanding Discs .....	75
Norton Brand, The .....	7
Norton Expert Range, The .....	8

## O

Orbital Cut Sheets .....	69
--------------------------	----

## P

Planogram Service .....	9
Plaster Sanding Kit & Refills .....	50
Point-of-Sale Support .....	9
Polishing Accessories .....	89-90
Polishing Compound .....	90
Protection Self-grip Interfaces .....	65, 67, 73, 77

## R

Replacement Adhesive Interface .....	65, 68, 73, 77
--------------------------------------	----------------

## S

Sanding Discs (8 Holes) .....	75
Sanding Rolls .....	43
Sanding Sponges .....	55
- Angled Sanding Sponge .....	56
- Dual Angled Sanding Sponge .....	56
- Large Sanding Sponge .....	55
- Small Sanding Sponge .....	55
Self Gripping Foam Block & Refills .....	54
Sharpening Stones .....	93
- Technical Information .....	98
- Useful Information .....	94-95
Small Surface & Corner Sanding Kit .....	52
Small Tool Sharpener .....	97

## W

Wire Brushes & Polishing Accessories .....	81
- For Angle Grinders .....	84
- For Bench Grinders .....	86
- For Drills .....	85-86
- Hand Brushes .....	91-92
- Nylon Brushes .....	87-88
- Understanding the Packaging .....	83
- Understanding the Range .....	83
- Useful Information .....	82
World Class Manufacturing .....	7



**SAINT-GOBAIN ABRASIVES NV/SA**  
INDUSTRIELAAN 129  
1070 ANDERLECHT  
BRUSSELS  
BELGIUM  
TEL: +32 2 267 21 00  
FAX: +32 2 267 84 24

**SAINT-GOBAIN ABRASIVES, S.R.O.**  
POČERNICKÁ 272/96, MALEŠICE  
108 00 PRAHA 10  
CZECH REPUBLIC  
TEL: +420 255 719 326  
FAX: +420 255 719 321

**SAINT-GOBAIN ABRASIVES A/S**  
ROBERT JACOBSENS VEJ 62A  
2300 KØBENHAVN S  
DENMARK  
TEL: +45 4675 5244

**PO BOX 643706**  
FORTUNE TOWER OFFICE 2106  
JLT BLOCK C  
(NEXT TO METRO STATION)  
JUMEIRA LAKE TOWER, DUBAI  
UNITED ARAB EMIRATES  
TEL: +971 4 431 5154  
FAX: +971 4 431 5434

**SAINT-GOBAIN ABRASIFS**  
RUE DE L'AMBASSADEUR - B.P.8  
78 702 CONFLANS CEDEX  
FRANCE  
TEL: +33 (0)1 34 90 40 00  
FAX: +33 (0)1 39 19 89 56

**SAINT-GOBAIN ABRASIVES GMBH**  
BIRKENSTRASSE 45-49  
D-50389 WESSELING  
GERMANY  
TEL: +49 (0) 2236 703-1  
+49 (0) 2236 8996-0  
+49 (0) 2236 8911-0  
FAX: +49 (0) 2236 703-367  
+49 (0) 2236 8996-10  
+49 (0) 2236 8911-30  
FÜR DEN FACHHANDEL ÖSTERREICH  
TEL: +43 (00) 662 430 076

**SAINT-GOBAIN ABRASIVES KFT.**  
1225 BUDAPEST  
BÁNYALÉG U. 60/B.  
HUNGARY  
TEL: +36 1 371 22 50  
FAX: +36 1 371 22 55

**SAINT-GOBAIN ABRASIVI S.P.A**  
VIA PER CESANO BOSCONI 4  
I-20094 CORSICO MILANO  
ITALY  
TEL: +39 02 44 851  
FAX: +39 02 44 78 266

**SAINT-GOBAIN ABRASIVES S.A.**  
190 RUE J.F. KENNEDY  
L-4930 BASCHARAGE  
GRAND DUCHE DE LUXEMBOURG  
TEL: +352 50 401 1  
FAX: +352 50 16 33  
NO. VERT (FRANCE) 0800 906 903

**SAINT-GOBAIN ABRASIFS, S.A.**  
2 ALLÉE DES FIGUIERS  
AIN SEBAA - CASABLANCA  
MOROCCO  
TEL: +212 5 22 66 57 31  
FAX: +212 5 22 35 09 65

**SAINT-GOBAIN ABRASIVES BV**  
GROENLOSEWEG 28  
7151 HW EIBERGEN  
P.O. BOX 10  
7150 AA EIBERGEN  
THE NETHERLANDS  
TEL: +31 545 466466  
FAX: +31 545 474605

**SAINT-GOBAIN ABRASIVES AS**  
POSTBOKS 11, ALNABRU, 0614 OSLO  
BROBEKKVEIEN 84  
0582 OSLO  
NORWAY  
TEL: +47 63 87 06 00  
FAX: +47 63 87 06 01

**SAINT-GOBAIN HPM POLSKA SP. Z O.O.**  
UL. NORTON 1  
62-600 KOŁO  
POLAND  
TEL: +48 63 26 17 100  
FAX: +48 63 27 20 401

**SAINT-GOBAIN ABRASIVOS, L. DA**  
ZONA INDUSTRIAL DA MAIA  
I-SECTOR VIII, NO. 122  
APARTADO 6050  
4476 - 908 MAIA  
PORTUGAL  
TEL: +351 229 437 940  
FAX: +351 229 437 949

**SAINT-GOBAIN GLASS,  
BUSINESS UNIT ABRASIVI  
PUNCT DE LUCRU:**  
LOC.VETIS, JUD. SATU MARE  
447355, STR. CAREIULUI 11,  
PARC INDUSTRIAL RENOVATIO  
ROMANIA  
TEL: +40 261 839 709  
FAX: +40 261 839 710

**SG HPM RUS**  
58, F. ENGELS STR.  
STROENIE 2  
105082 MOSCOW  
RUSSIA  
TEL: +74 955 408 355  
FAX: +74 959 373 224

**SAINT-GOBAIN ABRASIVES (PTY) LTD**  
2 MONTEER ROAD  
ISANDO 1600  
P.O. BOX 67  
SOUTH AFRICA  
TEL: +27 11 961 2000  
FAX: +27 11 961 2184/5

**SAINT-GOBAIN ABRASIVOS, S.A.**  
CTRA. DE GUIPÚZCOA, KM. 7,5  
E-31195 BERRIOPLANO (NAVARRA)  
SPAIN  
TEL: +34 948 306 000  
FAX: +34 948 306 042

**SAINT-GOBAIN ABRASIVES AB**  
BOX 495  
SE-191 24 SOLLENTUNA  
SWEDEN  
TEL: +46 8 580 881 00  
FAX: +46 8 580 881 01

**SAINT-GOBAIN INOVATIF MALZEMELER VE**  
AŞINDIRICI SAN. TIC. A.Ş.  
GOLD PLAZA, ALTAY ÇEŞME MAHALLESİ,  
ÖZ SOKAK, NO:19/16  
34843 MALTEPE-ISTANBUL ,  
TURKEY  
TEL: 0090-216-217 12 50  
FAX: 0090-216-442 40 74

**SAINT-GOBAIN ABRASIVES**  
DOXEY RD  
STAFFORD  
ST16 1EA  
UNITED KINGDOM  
TEL: +44 1785 222 000  
FAX: +44 1785 213 487



**Saint-Gobain Abrasifs**  
European Headquarters  
Rue de l'Ambassadeur - B.P.8  
78 702 Conflans Cedex  
France

Tel: +33 (0)1 34 90 40 00  
Fax: +33 (0)1 39 19 89 56

[www.nortonabrasives.com](http://www.nortonabrasives.com)  
[www.youtube.com/NortonAbrasivesEMEA](http://www.youtube.com/NortonAbrasivesEMEA)

Norton is a registered trademark of Saint-Gobain Abrasives.  
Form # 3418





ABRASIVE SOLUTIONS FOR DIY & HARDWARE

2019